





## Supply Lists / Table of Contents

<i>Discipline</i>	<i>Page</i>
Ceramics	2
Drawing	4
Glass	8
Metals	11
Painting	18
Printmaking	24
Woodworking	27

## Ceramics

Please browse the selection [of class materials available for ceramics in the Museum Store](#). To make a purchase via the online store, please create or use an existing Shopify account.

For any multi-week ceramics class, students need to purchase the following tools:

Tools	Places and Website(s) to Purchase Tools	Image
Basic or Economy Pottery Tool Kit	In-person, AMFA Museum Store Online, AMFA Museum Store: - <a href="https://store.arkmfa.org/collections/for-the-potter">https://store.arkmfa.org/collections/for-the-potter</a> Other websites: - <a href="https://www.dickblick.com/">https://www.dickblick.com/</a> - <a href="https://www.amazon.com/">https://www.amazon.com/</a>	
Serrated Potters Scraper/Rib	A simple tool used for scoring and adding texture to clay. Highly recommended to purchase this tool for ease of joining handles to mugs, coil building, and slab building. Search for “serrated pottery rib” on choice of website: - <a href="https://www.dickblick.com/">https://www.dickblick.com/</a> - <a href="https://www.amazon.com/">https://www.amazon.com/</a>	
The cost of one 25-pound bag of clay at a \$30 value is included in the class price. If a student wants to use porcelain, the \$20 upcharge purchase will need to go through the AMFA store. Descriptions of clay below and on second page with classes and skill level.	Clay will be distributed by the Ceramic Faculty to students in person on the first day of class.  Clay can be purchased in-person through the AMFA store when needed after the first bag of clay is used.	
1-gallon bucket (for tools and water)	Home Depot or hardware store  Empty ice cream bucket from home	

Any purchases made online through the AMFA Museum Store can be picked up during regular Museum hours.

Students may find it helpful to also bring a few items from home:

- Fabric hand towel
- Plastic kitchen-size garbage bag (to keep work wet)
- Apron
- Large yellow grout sponge
- Kitchen gloves (can be worn for glazing work)

### **Available clays that the AMFA Museum Store sells:**

#### **Stan's Red - \$30 (lowfire)**

**Recommended for the beginner, intermediate, or advanced student.**

Stan's Red is an oxidation terra cotta clay and a favorite for those doing majolica or slip decorating. No grog.  
Range: Cone 06-1.

#### **Phoenix - \$30 (highfire)**

**Recommended for the beginner, intermediate, or advanced student.**

All-around great stoneware body for throwing and hand building, Phoenix is one clay that seems to throw itself. It has a good amount of tooth without being rough on beginners' hands. The fine mullite grog in it has excellent thermal shock properties, making Phoenix a superior choice for ovenware. It also works nicely for a smooth raku body. In reduction, Phoenix fires a toasty light gray. In oxidation, it fires to a warm buff tone.  
Range: Cone 7-10.

#### **Zella Stone - \$30 (highfire)**

**Recommended for the beginner, intermediate, or advanced student.**

Two fire clays, a Georgia red clay, and 6% fine mullite give Zella Stone a great feel, color, and excellent working properties.  
Range: Cone 7-10.

#### **Loafer's Glory - \$30 (highfire)**

**Recommended for the intermediate or advanced student.**

Loafer's Glory is a very popular porcelain-like clay with the attitude of a stoneware. It is very smooth, a joy to throw, and takes glazes extremely well. No grog.  
Range: Cone 7-11.

#### **Helios Porcelain - \$50 (highfire)**

**Recommended for the intermediate or advanced student.**

Helios is a grolleg-based porcelain. It is very bright and a joy to throw. Believe it or not, Helios can be fired from cone 7 to 11 with fabulous results.  
Range: Cone 7-11.

## Drawing

Please browse the selection [of class materials available for drawing in the Museum Store](#). To make a purchase via the online store, please create or use an existing Shopify account.

### Basics of Drawing

Below is a resource list for materials, tools, and equipment needed for the class:

Pencil Set, range of H pencils, HB, and B pencils	Museum Store or Art Outfitters
Ink Pens – These can vary from Micron Pens, Pentel Brush Pens, PITT Artist Pens, or other brands made for drawing	Museum Store or Art Outfitters
A set of 4 compressed charcoal sticks	Art Outfitters or Dick Blick
A set of vine charcoal	Museum Store or Art Outfitters
One kneaded eraser	Museum Store or Art Outfitters
One white synthetic eraser	Museum Store or Art Outfitters
One newsprint pad, 18" x 24"	Museum Store or Art Outfitters
One ruler, 12"	Museum Store or Art Outfitters
Two or more, medium sized binder clips	Art Outfitters or Dick Blick
Chamois	Museum Store or Art Outfitters

### **Beginner & Intermediate Drop-In Figure Drawing**

Below is a list of materials, tools, and equipment that can be purchased in the AMFA Museum Store before the drop-in session begins.

A modest quality drawing paper will be provided for these drop-in sessions.

A higher quality paper can be purchased at the AMFA Store if desired.

Vine Charcoal	AMFA Museum Store
Graphite Drawing pencils, 2B, 4B, 8B	AMFA Museum Store
Kneaded eraser	AMFA Museum Store

## Intermediate Figure Drawing Workshop

Below is a resource list for materials, tools, and equipment needed for the class:

Charcoal, compressed and vine	Museum Store or Art Outfitters
Good quality drawing paper	Museum Store or Art Outfitters
Newsprint paper, 18" x 24"	Museum Store or Art Outfitters
A workable Fixative spray, like Krylon or Blair brand (optional)	Art Outfitters or Dick Blick
Artist Pencils, assortment (1B, 2B, 3B, 4B, 5B, 6B, HB, 1H, 2H, 3H, 4H, 5H, 6H)	Museum Store or Art Outfitters
A roll of Artist's tape (not regular masking tape or painter's tape)	Art Outfitters or Dick Blick
One kneaded eraser and one white synthetic eraser	Art Outfitters or Museum Store
Clips to hold your paper to your drawing board	Art Outfitters or Dick Blick
Chamois	Museum Store or Art Outfitters

**Intermediate Figure Drawing: Gesture and Structure**

Below is a resource list for materials, tools, and equipment needed for the class:

Charcoal, compressed and vine	Museum Store or Art Outfitters
Newsprint paper, 18" x 24"	Museum Store or Art Outfitters
A workable Fixative spray, like Krylon or Blair brand (optional)	Art Outfitters or Dick Blick
Artist Pencils, assortment (1B, 2B, 3B, 4B, 5B, 6B, HB, 1H, 2H, 3H, 4H, 5H, 6H)	Museum Store or Art Outfitters
A roll of Artist's tape (not regular masking tape or painter's tape)	Art Outfitters or Dick Blick
One kneaded eraser and one white synthetic eraser	Art Outfitters or Museum Store
Clips to hold your paper to your drawing board	Art Outfitters or Dick Blick
Chamois	Museum Store or Art Outfitters

## Glass

Please browse the selection [of class materials available for glass in the Museum Store](#). To make a purchase via the online store, please create or use an existing Shopify account.

### Beginner Fused Glass

We only use Bullseye 90 COE (coefficient of expansion) glass in our glass studio, and all glass supplies must be purchased through the AMFA Museum Store. The minimum you can expect to spend over the session of this class is \$85, depending on the scale of the projects you are working on.

Below is a resource list for materials, tools, and equipment needed for the class:

Dust mask or respirator	These are necessary when using frit powder and working in the cold working studio.
Notebook, pens, and pencils	These items are for note taking and drawing your designs.
Digital camera or Cell phone camera	These are used for photographing your work.
Sharpie markers	For marking glass especially when cold working studio.
Metal ruler- 15" or 18"	For measuring glass.
We do provide paper towels for cleaning glass, you can also use lint free cotton or rags (well-washed, cotton t-shirt work great)	For cleaning glass.
Small inexpensive paint brushes- 1/4" and 1/2" sizes are most useful.	Useful when applying glass frit or when using Glassline paints.
Freezer grade sandwich or quart sized plastic bags	For storing small glass fragments.



## **Beginner Torchwork**

Class tuition includes all glass supplies needed for this class.

Below is a resource list for materials, tools, and equipment needed for the class:

Dust mask or respirator	These are a must when using frit powder and working in the cold working studio.
Notebook, pens and pencils	These items are for note taking and drawing your designs.
Digital camera or cell phone camera	These are used for photographing your work.

**Intermediate Fused Glass**

We only use Bullseye 90 COE (coefficient of expansion) glass in our glass studio, and all glass supplies must be purchased through the AMFA Museum Store. The minimum you can expect to spend over the session of this class is \$85, depending on the scale of the projects you are working on.

Below is a resource list for materials, tools, and equipment needed for the class:

Dust mask or respirator	These are necessary when using frit powder and working in the cold working studio.
Notebook, pens, and pencils	These items are for note taking and drawing your designs.
Digital camera or Cell phone camera	These are used for photographing your work.
Sharpie markers	For marking glass especially when cold working studio.
Metal ruler- 15" or 18"	For measuring glass.
We do provide paper towels for cleaning glass, you can also use lint free cotton or rags (well-washed, cotton t-shirt work great)	For cleaning glass.
Small inexpensive paint brushes- 1/4" and 1/2" sizes are most useful.	Useful when applying glass frit or when using Glassline paints.
Freezer grade sandwich or quart sized plastic bags	For storing small glass fragments.

## Metals

Please browse the selection [of class materials available for metals in the Museum Store](#). To make a purchase via the online store, please create or use an existing Shopify account.

### Color on Metal

Below is a resource list for materials, tools, and equipment needed for the class:

Jeweler's saw blades, size 3/0, 1 dozen	AMFA Store, Riogrande.com or other jewelry supply vendors
Colored pencils (for application to specially prepared metal). Traditionally, Prismacolor has been the standard for this process, but it can be pricey. However, we have tested a brand being offered at a special price from Art Outfitters: Talens Art Creations, a 24-color set offered to AMFA Metals Students for about \$8. Whichever you purchase, make sure it includes white and black.	Prismacolor: Online options, art and craft supply stores, often sold in sets but sometimes as open stock. Avoid the watercolor kind. Talens: Art Outfitters
Jewelry findings. These are not needed at the first class, and are available locally, so best to wait until you know what you need.	Argenta Bead, craft stores

## Metals Survey

Most class materials are provided. Below is a resource list for materials, tools, and equipment needed for the class:

Jewelry findings. These are not needed at the first class, and are available locally, so best to wait until you know what you need.	Argenta Bead, craft stores
---	----------------------------

- Bring vision magnification if you use it (reading glasses).
- Bring note-taking supplies.
- Wear clothing that can get dirty and is not loose and dangly (includes jewelry).
- Tie back long hair.
- Wear closed-toe shoes.
- Safety glasses if you prefer not to use community equipment.
- Hearing protection if you prefer not to use community equipment.

## Beginner Silversmithing

Below is a resource list for materials, tools, and equipment needed for the class:\*

Kit for Silversmithing	AMFA Store
<b>OR / Item numbers below are for riogrande.com, but equivalent items may be purchased from your preferred vendor.</b>	
Jeweler's saw blades, size 3/0, one dozen	#110305
Scrap sterling or fine silver, small pieces, 1/8 oz.	You probably have this much broken jewelry around your house – broken chains, single earrings, etc.
Copper sheet, 22 gauge, 6 x 6 inches needed, but purchase increment is two 6 x 12 sheets	#132122
3M polishing paper, one sheet, 400 grit, one sheet needed, but purchasing increment is 10 sheets	#337301
Copper wire, round, 14 ga., 12 inches needed, but purchasing increment is 1 pound spool	132314
Copper wire, round, 18 ga., 12 inches needed, but purchasing increment is 1 pound spool	132317
Silver sheet solder, easy, 1 x 1 inch needed, but must be purchased in 2-inch width	#101200
Silver sheet solder, medium, 1 x 1 inch needed, but must be purchased in 2-inch width	101701
Silver sheet solder, hard, 1 x 1 inch needed, but must be purchased in 2-inch width	#101702
Fine silver bezel wire, 3/16 inch high, 28 gauge, 4 inches (might want to buy a foot or more)	#101051
Sterling silver sheet, 22 gauge, 2 x 3 inches needed, but this item number is a 3 x 3 sheet	#100597
Sterling silver wire, round, 14 gauge, 8 inches (dead soft)	#100314
Sterling silver wire, round, 18 gauge, 12 inches (dead soft)	#100318
Cabochon stone(s), round or oval, no larger than a quarter, no smaller than a dime	Inexpensive, opaque stones are excellent starting stones. While they can be ordered from vendors like Rio Grande, a packet may be purchased in the AMFA Store.

\*Instructors may have optional items beyond this list that they recommend during the course of the class.

- Bring vision magnification if you use it (reading glasses).
- Bring note-taking supplies.
- Wear clothing that can get dirty and is not loose and dangly (includes jewelry).
- Tie back long hair.
- Wear closed-toe shoes.
- Safety glasses if you prefer not to use community equipment.
- Hearing protection if you prefer not to use community equipment.

## Beginner and Intermediate Metal Clay

Below is a resource list for materials, tools, and equipment needed for the class:\*

<b>Section One: These tools and supplies are required for first-time Metal Clay students.</b>	
Art Clay Silver Clay .999 fine silver (NOT sterling - and this brand only please) — minimum of one 50g package.	<a href="https://cooltools.us/products/art-clay™-silver-clay?variant=41108194984124">https://cooltools.us/products/art-clay™-silver-clay?variant=41108194984124</a>
Clay Hydrator	<a href="https://cooltools.us/products/cool-tools-clay-hydrator?_pos=1&amp;_sid=66a7532a4&amp;_ss=r&amp;variant=41485108084924">https://cooltools.us/products/cool-tools-clay-hydrator?_pos=1&amp;_sid=66a7532a4&amp;_ss=r&amp;variant=41485108084924</a>
Ultra Clay Pick/Needle Tool	<a href="https://cooltools.us/products/ultra-clay-pick-1?_pos=1&amp;_sid=32b3072cf&amp;_ss=r">https://cooltools.us/products/ultra-clay-pick-1?_pos=1&amp;_sid=32b3072cf&amp;_ss=r</a>
1 oz or smaller glass or plastic container with tight fitting lid to hold paste you will make from metal clay	Amazon: <a href="https://a.co/d/8EGTPlj">https://a.co/d/8EGTPlj</a> OR from hobby stores
Deck of playing cards for gauging clay thickness (which will no longer be usable to play cards) OR a set of metal clay rolling frames with roller	Cards can be sourced anywhere. Frame set: <a href="https://cooltools.us/products/cool-tools-clay-thickness-rolling-frames-roller?variant=41485479313596">https://cooltools.us/products/cool-tools-clay-thickness-rolling-frames-roller?variant=41485479313596</a>
Apron	Discount stores or hobby shop
Double sided blue/pink emery/salon boards - Tropical Shine brand is good.	Beauty supply, discount stores, drug stores
Sanding pads	<a href="https://cooltools.us/products/3m-sponge-sanding-pad?variant=42401210892476">https://cooltools.us/products/3m-sponge-sanding-pad?variant=42401210892476</a>
Project Support Cards	<a href="https://cooltools.us/collections/project-product-video-zodiac-constellation-templates-with-karen-trexler/products/tuff-cards-non-stick-project-cards-2-5-x-3-5-black?_pos=1&amp;_sid=3544528dd&amp;_ss=r">https://cooltools.us/collections/project-product-video-zodiac-constellation-templates-with-karen-trexler/products/tuff-cards-non-stick-project-cards-2-5-x-3-5-black?_pos=1&amp;_sid=3544528dd&amp;_ss=r</a>
Fine mist mini water sprayer 5ml	Amazon: <a href="https://a.co/d/dXrbsCS">https://a.co/d/dXrbsCS</a> OR hobby stores
<b>Section Two: These tools and supplies are optional. You may want to wait until after the first class for these purchases.</b>	
Art Clay Silver Syringe, 10g	<a href="https://cooltools.us/products/art-clay™-silver-clay-syringe">https://cooltools.us/products/art-clay™-silver-clay-syringe</a>
Polishing/Finishing Sticks	<a href="http://www.cooltools.us/Polishing-Finishing-Sticks-Set-of-6-p/">www.cooltools.us/Polishing-Finishing-Sticks-Set-of-6-p/</a>

Two-part flexible mold making compound, Alumilite 10570 Amazing Mold Putty	Amazon: <a href="https://a.co/d/dtogWYN">https://a.co/d/dtogWYN</a> OR from hobby stores
Work Surface	<a href="http://www.cooltools.us/Clayboard-Non-Stick-Rolling-Surface-6-x-9-p/wks-101-p.htm">www.cooltools.us/Clayboard-Non-Stick-Rolling-Surface-6-x-9-p/wks-101-p.htm</a>
Diamond Needle Files	<a href="http://www.cooltools.us/Diamond-File-Set-10-Piece-Fine-p/fil-103.htm">www.cooltools.us/Diamond-File-Set-10-Piece-Fine-p/fil-103.htm</a>
Pin Vise or Hand Drill	<a href="http://www.cooltools.us/Pin-Vise-Swivel-Top-p/hol-101.htm">www.cooltools.us/Pin-Vise-Swivel-Top-p/hol-101.htm</a>

\*Continuing Metal Clay students, contact the instructor at [salandon@mac.com](mailto:salandon@mac.com) for recommendations.

**Supply Resources:**

- Argenta Bead (local source with jewelry supplies and some tool offerings)
- Cool Tools: <https://www.cooltools.us> (Everything you need for metal clay)
- Amazon <https://www.amazon.com> (Check here for lower cost tools and supplies)
- RioGrande: <https://www.riogrande.com> (All things jewelry)
- Clay Revolution: <https://clayrevolution.com> (Everything you need for metal clay)

**Instructions:**

- Bring vision magnification if you use it (reading glasses).
- Bring note-taking supplies.
- Wear clothing that can get dirty and is not loose and dangly (includes jewelry).
- Tie back long hair.
- Wear closed-toe shoes.
- Dust mask (inexpensive household painting disposable kind).



## Independent Metals Studio

Below is a resource list for materials, tools, and equipment needed for the class:\*

One or two projects/ideas that you would like to work on during the 7-week class.	
---	--

### Instructions:

- Bring vision magnification if you use it (reading glasses).
- Bring note-taking supplies.
- Wear clothing that can get dirty and is not loose and dangly (includes jewelry).
- Tie back long hair.
- Wear closed-toe shoes.
- Dust mask (inexpensive household painting disposable kind).

## Painting

Please browse the selection [of class materials available for painting in the Museum Store](#). To make a purchase via the online store, please create or use an existing Shopify account.

### Beginner and Intermediate Collage Workshop

Some tools and materials will be provided in the studio. Below is a list of materials, tools, and equipment that can be purchased before the session begins:

Assorted papers for collage (these can be colored, textured papers, or recycled papers from your home studio. Thinner sheets are preferred).	Art Outfitters, Michaels
Graphite Drawing pencils, hard and soft	AMFA Museum Store, Art Outfitters
9" x 12" Watercolor or printmaking paper (thicker paper is required).	AMFA Museum Store, Art Outfitters
A variety of paint brushes (flat, round, soft and stiff).	AMFA Museum Store, Art Outfitters
Glue sticks	Art Outfitters, Dick Blick, Amazon
Photocopies, magazines, old comic books, thin fabric scraps, receipts, and other materials for collage (Instructor will provide some collage items for studio use).	Home studio
Watercolors, acrylic paints, colored pencils, and pens	Museum Store, Art Outfitters

## Beginner Color Theory

Below is a resource list for materials, tools, and equipment needed for the class:\*

<p>Paper: Watercolor paper pad: 9" x 12" Artist quality paper, 140 pound, cold-press surface, 24 sheets. Brands: Canson XL, Strathmore, Master's Touch</p>	<p>AMFA Museum Store, Art Outfitters, Dick Blick, Jerry's Artarama, Amazon, Michael's, Hobby Lobby</p>
<p>Brushes: Variety Set of Synthetic brushes, Look for an inexpensive set of synthetic watercolor/acrylic paint brushes. It should include various sizes with brush tips such as flat, round, liner, wash, and filbert.</p>	<p>AMFA Museum Store, Art Outfitters, Hobby Lobby, Michael's, Dick Blick, Amazon</p>
<p>Paints: Acrylic paints, 6 colors plus white and black. We will create a Double-Primary Palette and use two primary colors for our Red, Yellow, and Blue: one warm and one cool for each primary color.</p> <ul style="list-style-type: none"> <li>• French Ultramarine Blue (Warm Blue)</li> <li>• Cerulean Blue (Cool Blue)</li> <li>• Cadmium Red (Warm Red)</li> <li>• Permanent Alizarin Crimson (Cool Red)</li> <li>• Cadmium Yellow (Warm Yellow)</li> <li>• Lemon Yellow (Cool Yellow)</li> <li>• Titanium White</li> <li>• Ivory Black</li> </ul>	<p>AMFA Museum Store, Art Outfitters, Hobby Lobby, Michael's, Dick Blick, Amazon</p>
<p>Acid free glue stick</p>	<p>Art Outfitters, Dick Blick, Jerry's Artarama, Amazon, Michael's, Hobby Lobby</p>
<p>Palette and Palette knife: Plastic palette with reservoir spaces for your colors, and with one or more generous, white mixing areas; preferably a palette that you can close with a lid. Metal palette knife.</p>	<p>Art Outfitters, Dick Blick, Jerry's Artarama, Amazon, Michael's, Hobby Lobby</p>
<p>Pencils for drawing and taking notes. One or two 2B soft lead (graphite) pencils for drawing on your w/c paper.</p>	<p>AMFA Museum Store, Art Outfitters, Dick Blick, Hobby Lobby, Michael's, Wal-Mart, Amazon</p>
<p>Ruler</p>	<p>Any general store</p>
<p>An extra soft eraser. An extra soft eraser, such as a kneaded eraser (which can be found with drawing pencils), that will not scar your watercolor paper. Papermate makes a white pearl which is good as well.</p>	<p>AMFA Museum Store, Art Outfitters, Dick Blick, Hobby Lobby, Michael's, Wal-Mart, Amazon</p>

*\*Instructors may have optional items beyond this list that they recommend during the course of the class.*

### **Beginner and Intermediate Acrylic Painting**

Below is a resource list for materials, tools, and equipment needed for the class:

Acrylic Paints: student grade tubes Titanium white, Carbon or Mars black, Primary Magenta (red), Primary blue and Primary yellow	Museum Store, Art Outfitters, or Dick Blick
Acrylic gel medium: soft body, satin, small jar	Museum Store, Art Outfitters, or Dick Blick
Acrylic glazing liquid	Museum Store, Art Outfitters, or Dick Blick
Paintbrushes: an assortment of rounds, flats and filberts	Museum Store, Art Outfitters, or Dick Blick
A plastic or metal palette	Museum Store, Art Outfitters, or Dick Blick
3 or 4 metal or plastic clips, and a 1" wide roll of artist or painter's tape, for securing your paper to the board.	Museum Store, Art Outfitters, or Dick Blick
Watercolor paper, 9" x 12" size (pad)	Museum Store, Art Outfitters, or Dick Blick
Canvas – 3, 16" x 20", can be panel form or stretched	Museum Store, Art Outfitters, or Dick Blick
Soft Drawing Pencils for lightly sketching (For example a 2B pencil)	Museum Store, Art Outfitters, or Dick Blick

**Beginner and Intermediate Oil Painting**

Below is a resource list for materials, tools, and equipment needed for the class:\*

Oil Paints: Titanium White, Mars Black, Primary Magenta (Red), Primary Blue, Primary Yellow	Art Outfitters
Linseed Oil, small jar	Art Outfitters
Liquin, small jar	Art Outfitters
Paintbrushes: an assortment of rounds, flats and filberts – can be synthetic or natural bristles	Museum Store or Art Outfitters
Palette: can be disposable paper or wooden	Art Outfitters
Metal Palette Knives (at least 2)	Museum Store or Art Outfitters
Watercolor paper, 9" x 12" size (pad)	Art Outfitters
Canvas – can be panel form or stretched, 16" x 20" (get 3 to start with)	Art Outfitters
Drawing pencils, 2B or 3B	Museum Store or Art Outfitters

*\*Instructors may have optional items beyond this list that they recommend during the course of the class.*

## Beginner and Intermediate Watercolor Painting

Below is a resource list for materials, tools, and equipment needed for the class:\*

Paints: Student quality watercolor paint tube set. A set of 10-12 tubes should be fine. You can also use a set of cakes as well	Museum Store or Art Outfitters
Brushes: Look for an inexpensive set of watercolor/acrylic paint brushes. It should include a variety of sizes and have some round and some flat brush tips	Museum Store or Art Outfitters
Palette: plastic with reservoirs for your colors and with one large area for mixing colors	Museum Store or Art Outfitters
Plastic Palette Knives (at least 2)	Art Outfitters or Dick Blick
Watercolor paper, 9" x 12" size (pad)	Art Outfitters or Dick Blick
Drawing pencils, 2B or 3B	Museum Store or Art Outfitters
Soft white eraser that won't tear your paper	Museum Store or Art Outfitters

*\*Instructors may have optional items beyond this list that they recommend during the course of the class.*

## Beginner and Intermediate Plein Air Painting

Below is a resource list for materials, tools, and equipment needed for the class:\*

A large white bucket.	Lowes, Walmart, or other Hardware stores
Oil/Acrylic Artist Grade Paint: Cadmium or Naphthol Red, Alizarin Crimson, Indian Yellow, Yellow Ochre, Phthalo Blue, Ultramarine Blue, Flake White Replacement or Titanium White, Transparent Earth Red. 1 tube each color.	Art Outfitters, Michaels, Museum Store
Painting Palette Oil Palette: Masterson Box with Palette Paper Inserts, or glass insert to fit into cardboard lid box. Acrylic Palette: Plastic palette	Art Outfitters, Amazon
Linen or Canvas panel, or Ampersand, or a 3/4" cradled. Size no larger than 10" x 10". Suggested sizes are 8" x 8," or 10 x 10" or 8" X 10".	Art Outfitters, Amazon
Brushes Oil Painters: Hog bristle Flats & Filberts Each Sizes 2,4,6,8. Acrylic Painters: Synthetic bristles Flats & Filberts Each Sizes 2,4,6,8.	Museum Store, Art Outfitters, Amazon
Small metal containers with screw on lid for mineral spirits for brush cleaning. Silicoil brush cleaning container to put walnut or safflower oil in to clean.	Art Outfitters, Amazon
Apron	Museum Store, Art Outfitters

*\*Instructors may have optional items beyond this list that they recommend during the course of the class.*

## Printmaking

Please browse the selection [of class materials available for printmaking in the Museum Store](#). To make a purchase via the online store, please create or use an existing Shopify account.

### Beginner and Intermediate Stitching and Dyeing Workshop

Below is a resource list for materials, tools, and equipment needed for the class:\*

Arches white paper, 22" x 30"	AMFA Museum Store
1 sheet of Linoleum, battleship grey, 12"x 18", and/or Speedball Easy Cut	AMFA Museum Store, Art Outfitters, Amazon
Drawing pencils	AMFA Museum Store, Art Outfitters
Black markers	AMFA Museum Store, Art Outfitters
Sketchbook, 8 1/2" x 11"	AMFA Museum Store, Art Outfitters
Studio apron	AMFA Museum Store, or from home
Carbon transfer paper	Art Outfitters, Dick Blick, Amazon
Disposable gloves	Hardware store, Dollar Sore, Amazon
Tools for embroidery: needles, thimble, embroidery floss, string, yarn, scissors, embroidery hoop or frame *	JoAnn Fabrics, Michaels, Walmart, or from home
Natural fabrics for dyeing (linen, cotton, hemp) white or a light color such as yellow	JoAnn Fabrics, Walmart, or from home

*\*Instructors may have optional items beyond this list that they recommend during the course of the class.*



**Beginner and Intermediate Experimental Printmaking**

Below is a resource list for materials, tools, and equipment needed for the class:\*

Arches white paper, 22" x 30"	AMFA Museum Store, Art Outfitters
1 sheet of Linoleum, battleship grey, 12" x 18" and/or Speedy cut 4" x 6" block	AMFA Museum Store, Art Outfitters
Stitching thread	Michaels, Amazon
Needles for stitching	Michaels, Amazon
Aida Fabric	Michaels, Amazon
Sketchbook, 8 ½" x 11"	AMFA Museum Store, Art Outfitters
Lino 5-Piece Cutters and Stamp Carving tool	AMFA Museum Store
A variety of watercolors tubes (students may select their favorite colors)	AMFA Museum Store, Art Outfitters
Various drawing pencils and colored pencils (students may select their favorite colors)	AMFA Museum Store, Art Outfitters
Studio apron	AMFA Museum Store

*\*Instructors may have optional items beyond this list that they recommend during the course of the class.*

**Beginner & Intermediate Drop-In Printmaking**

Below is a list of materials, tools, and equipment that can be purchased in the AMFA Museum Store before the drop-in session begins.

A modest quality paper will be provided for these drop-in sessions.  
A higher quality paper can be purchased at the AMFA Store if desired.

Speedy carve soft block, 4" x 6"	AMFA Museum Store
Lino 5-Piece Cutters and Stamp Carving tool	AMFA Museum Store

## **Woodworking**

Supplies and materials will be discussed on the first day of class for all woodworking classes.