

Supply Lists

Table of Contents





Discipline	Page
Ceramics	2
Drawing	4
Glass	7
Metals	10
Printmaking	12
Woodworking	14

Ceramics

For ceramics workshops, students do not need to purchase any supplies. Clay, tools, and other materials will be provided unless specifically stated in the workshop description.

For any multi-week ceramics class (beginner, intermediate, or advanced), students need to purchase the tools listed below.

Please browse the selection of [supplies available for ceramics in the Museum Store](#). To make a purchase via the online store, please create or use an existing Shopify account.

Supplies	Locations/Links to Purchase Supplies	Image
Basic Pottery Tool Kit	In-person, AMFA Museum Store Online, AMFA Museum Store: - https://store.arkmfa.org/collections/for-the-potter Other websites: - https://www.dickblick.com/ - https://www.amazon.com/	
Serrated Potters Scraper/Rib	A simple tool used for scoring and adding texture to clay. Highly recommended to purchase this tool for ease of joining handles to mugs, coil building, and slab building. Search for “serrated pottery rib” on choice of website: - https://www.dickblick.com/ - https://www.amazon.com/	
Clay	The cost of one 25-pound bag of clay at a \$30 value is included in the class price. If you want to use porcelain, the \$20 upcharge purchase will need to go through the AMFA Museum Store. Descriptions of available clay are on the next page with classes and skill level. Provided clay will be distributed by the instructor to students in person on the first day of class. Additional clay can be purchased in-person through the AMFA Museum Store when needed after the first bag of clay is used.	
1-Gallon Bucket (for tools and water)	Home Depot or hardware store Empty ice cream bucket from home	

Any purchases made online through the AMFA Museum Store can be picked up during regular Museum hours.

Students may find it helpful to also bring a few items from home:

- Fabric hand towel
- Plastic kitchen-size garbage bag (to keep work wet)
- Apron
- Large yellow grout sponge
- Kitchen gloves (can be worn for glazing work)

Available clays that the AMFA Museum Store sells:

Stan's Red - \$30 (lowfire)

Recommended for the beginner, intermediate, or advanced student.

Stan's Red is an oxidation terra cotta clay and a favorite for those doing majolica or slip decorating. No grog. Range: Cone 06-1.

Phoenix - \$30 (highfire)

Recommended for the beginner, intermediate, or advanced student.

All-around great stoneware body for throwing and hand building, Phoenix is one clay that seems to throw itself. It has a good amount of tooth without being rough on beginners' hands. The fine mullite grog in it has excellent thermal shock properties, making Phoenix a superior choice for ovenware. It also works nicely for a smooth raku body. In reduction, Phoenix fires a toasty light gray. In oxidation, it fires to a warm buff tone. Range: Cone 7-10.

Trina's Buff - \$30 (highfire)

Recommended for the beginner, intermediate, or advanced student.

Trina Buff is one of our first stoneware bodies. Fire clay and 3% fine mullite make it great for both hand and wheel work. Range: Cone 7-11.

Loafer's Glory - \$30 (highfire)

Recommended for the intermediate or advanced student.

Loafer's Glory is a very popular porcelain-like clay with the attitude of a stoneware. It is very smooth, a joy to throw, and takes glazes extremely well. No grog. Range: Cone 7-11.

Helios Porcelain - \$50 (highfire)

Recommended for the intermediate or advanced student.

Helios is a grog-based porcelain. It is very bright and a joy to throw. Believe it or not, Helios can be fired from cone 7 to 11 with fabulous results. Range: Cone 7-11.

Drawing

Please browse the selection of [supplies available for drawing in the Museum Store](#). To make a purchase via the online store, please create or use an existing Shopify account.

Classes	Page
Beginner & Intermediate Drop-In Figure Drawing	5
Beginner & Intermediate Figure Drawing	6

Beginner & Intermediate Drop-In Figure Drawing

Below is a list of [supplies available for purchase in the Museum Store](#) before the drop-in session begins

Supplies	Location to Purchase Supplies
Vine Charcoal	AMFA Museum Store
Graphite Drawing Pencils: 2B, 4B, 8B	AMFA Museum Store
Kneaded Eraser	AMFA Museum Store

A modest quality drawing paper will be provided for these drop-in sessions.

A higher quality paper can be purchased at the AMFA Museum Store if desired.

Purchases made online through the AMFA Museum Store can be picked up during business hours.

Beginner & Intermediate Figure Drawing

Please browse the selection of [supplies available for drawing in the Museum Store](#). To make a purchase via the online store, please create or use an existing Shopify account.

Supplies	Locations/Links to Purchase Supplies
Charcoal, compressed and vine	AMFA Museum Store or Art Outfitters
Newsprint paper, 18" x 24"	AMFA Museum Store or Art Outfitters
A workable Fixative spray, like Krylon or Blair brand (optional)	Art Outfitters or Dick Blick
Artist Pencils, assortment (1B, 2B, 3B, 4B, 5B, 6B, HB, 1H, 2H, 3H, 4H, 5H, 6H)	AMFA Museum Store or Art Outfitters
A roll of Artist's tape (not regular masking tape or painter's tape)	Art Outfitters or Dick Blick
One kneaded eraser and one white synthetic eraser	AMFA Museum Store or Art Outfitters
Clips to hold your paper to your drawing board	Art Outfitters or Dick Blick
Chamois	AMFA Museum Store or Art Outfitters

Glass

Please browse the selection of [supplies available for glass in the Museum Store](#). To make a purchase via the online store, please create or use an existing Shopify account.

Classes	Page
Beginner Fused Glass	8
Intermediate Fused Glass	9

Beginner Fused Glass

Below is a resource list for materials, tools, and equipment used in the class.

We only use Bullseye 90 COE (coefficient of expansion) glass in our glass studio, and all glass supplies must be purchased through the [AMFA Museum Store](#). The minimum you can expect to spend during this class is \$85.00 for materials. The cost depends on the scale of the projects you are working on during this class session.

Supplies	In-class Use
Dust mask or respirator	Necessary when using frit powder and working in the cold working studio
Notebook, pens, and pencils	For notetaking and drawing your designs
Digital camera or Cell phone camera	For photographing your work
Sharpie markers	For marking glass, especially when cold working studio
Metal ruler, 15" or 18"	For measuring glass
Lint-free cotton or rags (a well-washed cotton t-shirt works well)	For cleaning glass (paper towels are also provided)
Small inexpensive paint brushes, 1/4" and 1/2" sizes	Useful when applying glass frit or when using Glassline paints
Freezer grade sandwich or quart-sized plastic bags	For storing small glass fragments

Other Important Class Information:

- Wear clothing that can get dirty and is not loose and dangly (includes jewelry).
- Tie back long hair.
- Wear closed-toe shoes.
- Bring safety glasses if you prefer not to use community equipment.

Intermediate Fused Glass

We only use Bullseye 90 COE (coefficient of expansion) glass in our glass studio, and all glass supplies must be purchased through the [AMFA Museum Store](#). The minimum you can expect to spend over the session of this class is \$85.00 for materials. The cost depends on the scale of the projects you are working on during this class session.

Supplies	In-class Use
Dust mask or respirator	Necessary when using frit powder and working in the cold working studio
Notebook, pens, and pencils	For notetaking and drawing your designs
Digital camera or Cell phone camera	For photographing your work
Sharpie markers	For marking glass, especially when cold working studio
Metal ruler, 15" or 18"	For measuring glass
Lint-free cotton or rags (a well-washed cotton t-shirt works well)	For cleaning glass (paper towels are also provided)
Small inexpensive paint brushes, 1/4" and 1/2" sizes	Useful when applying glass frit or when using Glasline paints
Freezer grade sandwich or quart-sized plastic bags	For storing small glass fragments

Other Important Class Information:

- Wear clothing that can get dirty and is not loose and dangly (includes jewelry).
- Tie back long hair.
- Wear closed-toe shoes.
- Bring safety glasses if you prefer not to use community equipment.

Metals

Please browse the selection [of class materials available for metals in the Museum Store](#). To make a purchase via the online store, please create or use an existing Shopify account.

Classes	Page
Intermediate Metals	11

Intermediate Independent Study: Metals

Please bring one or two projects/ideas that you would like to work on during the eight-week class.

Other Important Class Information:

- Bring vision magnification if you use it (reading glasses).
- Bring a small journal and pencil for note-taking.
- Bring a dust mask.
- Wear clothing that can get dirty and is not loose and dangly (includes jewelry).
- Tie back long hair.
- Wear closed-toe shoes.
- Bring safety glasses if you prefer not to use community equipment.

Printmaking

Please browse the selection [of class materials available for printmaking in the Museum Store](#). To make a purchase via the online store, please create or use an existing Shopify account.

Classes	Page
Beginner & Intermediate Drop-In Printmaking	13

Beginner & Intermediate Drop-In Printmaking

Below is a list of supplies that can be purchased in the [AMFA Museum Store](#) before the drop-in session begins:

Supplies	Locations/Links to Purchase Supplies
Speedy carve soft block 4" x 6"	AMFA Museum Store
Lino Carving tool	AMFA Museum Store
Rivers BFK and Canson, good quality printmaking paper	AMFA Museum Store

A modest quality paper will be provided for the drop-in session.

A higher quality paper can be purchased at the AMFA Museum Store if desired.

Purchases made online through the AMFA Museum Store can be picked up during business hours.

Woodworking

Supplies and materials are provided in all woodworking classes except Intermediate & Advanced Woodworking. For Intermediate & Advanced Woodworking, the instructor will help prepare a material list for student projects.

Supplies	Locations/Links to Purchase Supplies
Hardwood by Board Foot	https://www.steenhardwoods.com/ (501) 753-4344 Address: 116 E. E Ave. N Little Rock, AR 72116 Hours: Wednesday and Saturday 9am until 12pm, or by appointment https://sunsetpremiumhardwoods.com/ (501) 888-3218 17022 Arch St. Little Rock, AR 72206

Other Important Class Information:

- Wear clothing that can get dirty and is not loose and dangly (includes jewelry).
- Tie back long hair.
- Wear closed-toe shoes.