




Supply Lists / Table of Contents

<i>Discipline</i>	<i>Page</i>
Ceramics	2
Drawing	4
Glass	8
Metals	11
Painting	16
Printmaking	25
Woodworking	28

Ceramics

Please browse the selection [of class materials available for ceramics in the Museum Store](#). To make a purchase via the online store, please create or use an existing Shopify account.

For any 5-week or 8-week ceramics class, students need to purchase the following tools:

Tools	Places and Website(s) to Purchase Tools	Image
Basic or Economy Pottery Tool Kit	In-person, AMFA Museum Store Online, AMFA Museum Store: - https://store.arkmfa.org/collections/for-the-potter - https://www.dickblick.com/ - https://www.amazon.com/	
The cost of one 25-pound bag of clay at a \$30 value is included in the class price. If a student wants to use porcelain, the \$20 upcharge purchase will need to go through the AMFA store. Descriptions of clay below and on second page with classes and skill level.	Clay will be distributed by the Ceramic Faculty to students in person on the first day of class. Clay can be purchased in-person through the AMFA store when needed after the first bag of clay is used.	
1-gallon bucket (for tools and water)	Home Depot or hardware store Empty ice cream bucket from home	

Any purchases made online through the AMFA Museum Store can be picked up during regular Museum hours.

Students may find it helpful to also bring a few items from home:

- Fabric hand towel
- Plastic kitchen-size garbage bag (to keep work wet)
- Apron
- Large yellow grout sponge
- Kitchen gloves (can be worn for glazing work)

Available clays that the AMFA Museum Store sells:

Stan's Red - \$30 (lowfire)

Recommended for the beginner, intermediate, or advanced student.

Stan's Red is an oxidation terra cotta clay and a favorite for those doing majolica or slip decorating. No grog.

Range: Cone 06-1.

Phoenix - \$30 (highfire)

Recommended for the beginner, intermediate, or advanced student.

All-around great stoneware body for throwing and hand building, Phoenix is one clay that seems to throw itself. It has a good amount of tooth without being rough on beginners' hands. The fine mullite grog in it has excellent thermal shock properties, making Phoenix a superior choice for ovenware. It also works nicely for a smooth raku body. In reduction, Phoenix fires a toasty light gray. In oxidation, it fires to a warm buff tone.

Range: Cone 7-10.

Zella Stone - \$30 (highfire)

Recommended for the beginner, intermediate, or advanced student.

Two fire clays, a Georgia red clay, and 6% fine mullite give Zella Stone a great feel, color, and excellent working properties.

Range: Cone 7-10.

Loafer's Glory - \$30 (highfire)

Recommended for the intermediate or advanced student.

Loafer's Glory is a very popular porcelain-like clay with the attitude of a stoneware. It is very smooth, a joy to throw, and takes glazes extremely well. No grog.

Range: Cone 7-11.

Helios Porcelain - \$50 (highfire)

Recommended for the intermediate or advanced student.

Helios is a grolleg-based porcelain. It is very bright and a joy to throw. Believe it or not, Helios can be fired from cone 7 to 11 with fabulous results.

Range: Cone 7-11.

Drawing

Please browse the selection [of class materials available for drawing in the Museum Store](#). To make a purchase via the online store, please create or use an existing Shopify account.

Beginner Fundamentals of Light and Shadow

Below is a resource list for materials, tools, and equipment used in the class:*

A set of artist pencils (range of H and Bs)	Art Outfitters, Dick Blick, Jerry's Artarama, Amazon, Museum Store
Newsprint paper, 18x24 in size	Art Outfitters, Dick Blick, Jerry's Artarama, Amazon, Museum Store
White synthetic eraser and Kneaded Eraser	Art Outfitters, Dick Blick, Jerry's Artarama, Amazon, Michael's, Hobby Lobby, Museum Store
Vine Charcoal or Nitram Charcoal	Art Outfitters, Dick Blick, Jerry's Artarama, Amazon, Michael's, Hobby Lobby, Museum Store
Compressed Charcoal (4 sticks, soft)	Art Outfitters, Dick Blick, Jerry's Artarama, Amazon, Michael's, Hobby Lobby, Museum Store
S/F/M size PITT artist pens, plus the brush tip pen (MICRON pens and other brands work well to as long as you can get a variety of pen nib sizes and a brush)	Art Outfitters, Dick Blick, Jerry's Artarama, Amazon, Michael's, Hobby Lobby,
Clips to hold your paper to the drawing board	Any office supply store that sells medium sized clips

**Instructors may have optional items beyond this list that they recommend during the course of the class.*

Beginner Fundamentals of Composition

Below is a resource list for materials, tools, and equipment used in the class:*

A set of artist pencils (range of H and Bs)	Art Outfitters, Dick Blick, Jerry's Artarama, Amazon, Museum Store
Sketchbook, white paper, 9" x 12", medium weight	Art Outfitters, Dick Blick, Jerry's Artarama, Amazon, Museum Store
White synthetic eraser	Art Outfitters, Dick Blick, Jerry's Artarama, Amazon, Michael's, Hobby Lobby, Museum Store
Black regular sized Sharpie	Any office supply store or a store like Wal-mart
An inexpensive set of color markers – these could be anything from a set of Crayola markers to a set of color Sharpies (they do not have to be artist grade markers)	Art Outfitters, Dick Blick, Jerry's Artarama, Amazon, Michael's, Hobby Lobby, Wal-mart, Museum Store
S/F/M size PITT artist pens, plus the brush tip pen (MICRON pens and other brands work well as long as you can get a variety of pen nib sizes and a brush)	Art Outfitters, Dick Blick, Jerry's Artarama, Amazon, Michael's, Hobby Lobby, Museum Store

**Instructors may have optional items beyond this list that they recommend during the course of the class.*

Beginner & Intermediate Drop-In Figure Drawing

Below is a list of materials, tools, and equipment that can be purchased in the AMFA Museum Store before the drop-in session begins.

A modest quality drawing paper will be provided for these drop-in sessions.

A higher quality paper can be purchased at the AMFA Store if desired.

Vine Charcoal	AMFA Museum Store
Graphite Drawing pencils, 2B, 4B, 8B	AMFA Museum Store
Kneaded eraser	AMFA Museum Store

Intermediate Figure Drawing: Anatomy

Below is a resource list for materials, tools, and equipment used in the class:*

Charcoal, compressed, vine, or nitram (or all of the above if you want to try different types)	Art Outfitters, Dick Blick, Jerry's Artarama, Amazon,
Newsprint paper, 18x24	Art Outfitters, Dick Blick, Jerry's Artarama, Amazon, Museum Store
A workable Fixatif spray, like Krylon or Blair brand (optional)	Art Outfitters, Dick Blick, Jerry's Artarama, Amazon, Michael's, Hobby Lobby
Artist Pencils, assortment	Art Outfitters, Dick Blick, Jerry's Artarama, Amazon, Michael's, Hobby Lobby
A roll of Artist's tape (not regular masking tape or painter's tape)	Art Outfitters, Dick Blick, Jerry's Artarama, Amazon, Michael's, Hobby Lobby
One kneaded eraser and one white synthetic eraser	Art Outfitters, Dick Blick, Jerry's Artarama, Amazon, Michael's, Hobby Lobby, Museum Shop
Clips to hold your paper to your drawing board	Any office supply store
Chamois	Art Outfitters, Dick Blick, Jerry's Artarama, Amazon, Michael's, Hobby Lobby

**Instructors may have optional items beyond this list that they recommend during the course of the class.*

Glass

Please browse the selection [of class materials available for glass in the Museum Store](#). To make a purchase via the online store, please create or use an existing Shopify account.

Beginner Fused Glass

We only use Bullseye 90 COE (coefficient of expansion) glass in our glass studio, and all glass supplies must be purchased through the AMFA Museum Store. The minimum you can expect to spend over the session of this class is \$85, depending on the scale of the projects you are working on.

Below is a resource list for materials, tools, and equipment used in the class:

Dust mask or respirator	These are necessary when using frit powder and working in the cold working studio.
Notebook, pens, and pencils	These items are for note taking and drawing your designs.
Digital camera or Cell phone camera	These are used for photographing your work.
Sharpie markers	For marking glass especially when cold working studio.
Metal ruler- 15" or 18"	For measuring glass.
We do provide paper towels for cleaning glass, you can also use lint free cotton or rags (well-washed, cotton t-shirt work great)	For cleaning glass.
Small inexpensive paint brushes- 1/4" and 1/2" sizes are most useful.	Useful when applying glass frit or when using Glassline paints.
Freezer grade sandwich or quart sized plastic bags	For storing small glass fragments.

Beginner Torchwork

Class tuition includes all glass supplies needed for this class.

Below is a resource list for materials, tools, and equipment used in the class:

Dust mask or respirator	These are a must when using frit powder and working in the cold working studio.
Notebook, pens and pencils	These items are for note taking and drawing your designs.
Digital camera or cell phone camera	These are used for photographing your work.

Intermediate Fused Glass

We only use Bullseye 90 COE (coefficient of expansion) glass in our glass studio, and all glass supplies must be purchased through the AMFA Museum Store. The minimum you can expect to spend over the session of this class is \$85, depending on the scale of the projects you are working on.

Below is a resource list for materials, tools, and equipment used in the class:

Dust mask or respirator	These are necessary when using frit powder and working in the cold working studio.
Notebook, pens, and pencils	These items are for note taking and drawing your designs.
Digital camera or Cell phone camera	These are used for photographing your work.
Sharpie markers	For marking glass especially when cold working studio.
Metal ruler- 15" or 18"	For measuring glass.
We do provide paper towels for cleaning glass, you can also use lint free cotton or rags (well-washed, cotton t-shirt work great)	For cleaning glass.
Small inexpensive paint brushes- 1/4" and 1/2" sizes are most useful.	Useful when applying glass frit or when using Glassline paints.
Freezer grade sandwich or quart sized plastic bags	For storing small glass fragments.

Metals

Please browse the selection [of class materials available for metals in the Museum Store](#). To make a purchase via the online store, please create or use an existing Shopify account.

Beginner Silversmithing

Below is a resource list for materials, tools, and equipment used in the class:*

Kit for Silversmithing	AMFA Store
OR / Item numbers below are for riogrande.com, but equivalent items may be purchased from your preferred vendor.	
Jeweler's saw blades, size 3/0, one dozen	#110305
Scrap sterling or fine silver, small pieces, 1/8 oz.	You probably have this much broken jewelry around your house – broken chains, single earrings, etc.
Copper sheet, 22 gauge, 6 x 6 inches needed, but purchase increment is two 6 x 12 sheets	#132122
3M polishing paper, one sheet, 400 grit, one sheet needed, but purchasing increment is 10 sheets	#337301
Copper wire, round, 14 ga., 12 inches needed, but purchasing increment is 1 pound spool	132314
Copper wire, round, 18 ga., 12 inches needed, but purchasing increment is 1 pound spool	132317
Silver sheet solder, easy, 1 x 1 inch needed, but must be purchased in 2-inch width	#101200
Silver sheet solder, medium, 1 x 1 inch needed, but must be purchased in 2-inch width	101701
Silver sheet solder, hard, 1 x 1 inch needed, but must be purchased in 2-inch width	#101702
Fine silver bezel wire, 3/16 inch high, 28 gauge, 4 inches (might want to buy a foot or more)	#101051
Sterling silver sheet, 22 gauge, 2 x 3 inches needed, but this item number is a 3 x 3 sheet	#100597
Sterling silver wire, round, 14 gauge, 8 inches (dead soft)	#100314
Sterling silver wire, round, 18 gauge, 12 inches (dead soft)	#100318

Cabochon stone(s), round or oval, no larger than a quarter, no smaller than a dime	Inexpensive, opaque stones are excellent starting stones. While they can be ordered from vendors like Rio Grande, a packet may be purchased in the AMFA Store.
--	--

**Instructors may have optional items beyond this list that they recommend during the course of the class.*

- Bring vision magnification if you use it (reading glasses).
- Bring note-taking supplies.
- Wear clothing that can get dirty and is not loose and dangly (includes jewelry).
- Tie back long hair.
- Wear closed-toe shoes.
- Safety glasses if you prefer not to use community equipment.
- Hearing protection if you prefer not to use community equipment.

Beginner Metal Clay

Below is a resource list for materials, tools, and equipment used in the class:*

Section One: These tools and supplies are required for first-time Metal Clay students.	
Art Clay Silver Clay .999 fine silver (NOT sterling - and this brand only please) — minimum of one 50g package.	https://cooltools.us/products/art-clay™-silver-clay?variant=41108194984124
Clay Hydrator	https://cooltools.us/products/cool-tools-clay-hydrator?_pos=1&_sid=66a7532a4&_ss=r&variant=41485108084924
Ultra Clay Pick/Needle Tool	https://cooltools.us/products/ultra-clay-pick-1?_pos=1&_sid=32b3072cf&_ss=r
1 oz or smaller glass or plastic container with tight fitting lid to hold paste you will make from metal clay	Amazon: https://a.co/d/8EGTPlj OR from hobby stores
Deck of playing cards for gauging clay thickness (which will no longer be usable to play cards) OR a set of metal clay rolling frames with roller	Cards can be sourced anywhere. Frame set: https://cooltools.us/products/cool-tools-clay-thickness-rolling-frames-roller?variant=41485479313596
Apron	Discount stores or hobby shop
Double sided blue/pink emery/salon boards - Tropical Shine brand is good.	Beauty supply, discount stores, drug stores
Two-part flexible mold making compound, Alumilite 10570 Amazing Mold Putty	Amazon: https://a.co/d/dtogWYN OR from hobby stores
Sanding pads	https://cooltools.us/products/3m-sponge-sanding-pad?variant=42401210892476
Project Support Cards	https://cooltools.us/products/tuff-cards-non-stick-project-cards-2-5-x-3-5
Inexpensive short fine pointed paint brushes Sized 1/0-3/0	Art Outfitters, craft stores, online
Fine mist mini water sprayer 5ml	Amazon: https://a.co/d/dXrbsCS OR hobby stores
Section Two: These tools and supplies are available in limited quantities in the studio for your use. If you prefer to buy your own, especially for working at home, the sources are listed below.	
Cool slip	www.cooltools.us/Cool-Slip-Kit-Size-8ml-p/nst-000.htm

Badger Balm	www.cooltools.us/ProductDetails.asp?ProductCode=NST-103
Pastemaker	www.riogrande.com/product/pastemaker-slip-making-solution-30ml/111498?code=111498
Acrylic Snake Maker	www.cooltools.us/Acrylic-Worksurface-Snake-Maker-Narrow-p/wks-306.htm
Roller OR length of acrylic tubing or PVC pipe	www.cooltools.us/Non-Stick-Economy-Roller-7-p/crl-300.htm
Tissue Blade	https://www.cooltools.us/Tissue-Blade-Flexible-p/crv-101.htm
Wooden Toothpicks	Round ones are good
Agate Burnisher	www.cooltools.us/Agate-Burnisher-p/brn-101.htm
Thick page protectors	Office supply store
Clay Shapers Rubber Tipped Tools	www.cooltools.us/Flexible-Silicone-Shaper-p/dsn-119.htm
Cool slip	www.cooltools.us/Cool-Slip-Kit-Size-8ml-p/nst-000.htm
Dust mask (inexpensive household painting disposable kind)	
Section Three: These tools and supplies are optional. You may want to wait until after the first class for these purchases.	
Art Clay Silver Syringe, 10g	www.cooltools.us/Art-Clay-Silver-Clay-Syringe-p/acs-505-p.htm
Polishing/Finishing Sticks	www.cooltools.us/Polishing-Finishing-Sticks-Set-of-6-p/
Work Surface	www.cooltools.us/Clayboard-Non-Stick-Rolling-Surface-6-x-9-p/wks-101-p.htm
Diamond Needle Files	www.cooltools.us/Diamond-File-Set-10-Piece-Fine-p/fil-103.htm
Pin Vise or Hand Drill	www.cooltools.us/Pin-Vise-Swivel-Top-p/hol-101.htm

**Instructors may have optional items beyond this list that they recommend during the course of the class.*

Supply Resources:

- Argenta Bead (local source with jewelry supplies and some tool offerings)
- Cool Tools: <https://www.cooltools.us> (Everything you need for metal clay)
- Amazon <https://www.amazon.com> (Check here for lower cost tools and supplies)

- RioGrande: <https://www.riogrande.com> (All things jewelry)
- Clay Revolution: <https://clayrevolution.com> (Everything you need for metal clay)

Instructions:

- Bring vision magnification if you use it (reading glasses).
- Bring note-taking supplies.
- Wear clothing that can get dirty and is not loose and dangly (includes jewelry).
- Tie back long hair.
- Wear closed-toe shoes.
- Dust mask (inexpensive household painting disposable kind).

Painting

Please browse the selection [of class materials available for painting in the Museum Store](#). To make a purchase via the online store, please create or use an existing Shopify account.

Beginner Color Theory

Below is a resource list for materials, tools, and equipment used in the class:*

<p>Paper: Watercolor paper pad: 9" x 12" Artist quality paper, 140 pound, cold-press surface, 24 sheets. Brands: Canson XL, Strathmore, Master's Touch</p>	<p>AMFA Museum Store, Art Outfitters, Dick Blick, Jerry's Artarama, Amazon, Michael's, Hobby Lobby</p>
<p>Brushes: Variety Set of Synthetic brushes, Look for an inexpensive set of synthetic watercolor/acrylic paint brushes. It should include various sizes with brush tips such as flat, round, liner, wash, and filbert.</p>	<p>AMFA Museum Store, Art Outfitters, Hobby Lobby, Michael's, Dick Blick, Amazon</p>
<p>Paints: Acrylic paints, 6 colors plus white and black. We will create a Double-Primary Palette and use two primary colors for our Red, Yellow, and Blue: one warm and one cool for each primary color.</p> <ul style="list-style-type: none"> • French Ultramarine Blue (Warm Blue) • Cerulean Blue (Cool Blue) • Cadmium Red (Warm Red) • Permanent Alizarin Crimson (Cool Red) • Cadmium Yellow (Warm Yellow) • Lemon Yellow (Cool Yellow) • Titanium White • Ivory Black 	<p>AMFA Museum Store, Art Outfitters, Hobby Lobby, Michael's, Dick Blick, Amazon</p>
<p>Acid free glue stick</p>	<p>Art Outfitters, Dick Blick, Jerry's Artarama, Amazon, Michael's, Hobby Lobby</p>
<p>Palette and Palette knife: Plastic palette with reservoir spaces for your colors, and with one or more generous, white mixing areas; preferably a palette that you can close with a lid. Metal palette knife.</p>	<p>Art Outfitters, Dick Blick, Jerry's Artarama, Amazon, Michael's, Hobby Lobby</p>
<p>Pencils for drawing and taking Notes. One or two 2B soft lead (graphite) pencils for drawing on your w/c paper.</p>	<p>AMFA Museum Store, Art Outfitters, Dick Blick, Hobby Lobby, Michael's, Wal-Mart, Amazon</p>
<p>Ruler</p>	<p>Any general store</p>

An extra soft eraser. An extra soft eraser, such as a kneaded eraser (which can be found with drawing pencils), that will not scar your watercolor paper. Papermate makes a white pearl which is good as well.

AMFA Museum Store, Art Outfitters, Dick Blick, Hobby Lobby, Michael's, Wal-Mart, Amazon

**Instructors may have optional items beyond this list that they recommend during the course of the class.*

Beginner Acrylics

Below is a resource list for materials, tools, and equipment used in the class:*

Acrylic Paints: get student grade to learn with (and save money). You will need a tube of titanium white, carbon or mars black, primary magenta (red), primary blue and primary yellow	Art Outfitters, Dick Blick, Jerry's Artarama, Amazon, Michael's, Hobby Lobby,
Acrylic gel medium: soft body, satin, small jar	Art Outfitters, Dick Blick, Jerry's Artarama, Amazon, Michael's, Hobby Lobby,
Acrylic glazing liquid	Art Outfitters, Dick Blick, Jerry's Artarama, Amazon, Michael's, Hobby Lobby,
Paintbrushes: an assortment of rounds, flats and filberts	Art Outfitters, Dick Blick, Jerry's Artarama, Amazon, Michael's, Hobby Lobby,
A plastic or metal palette	Art Outfitters, Dick Blick, Jerry's Artarama, Amazon, Michael's, Hobby Lobby,
3 or 4 metal or plastic clips, and a 1" wide roll of artist or painter's tape, for securing your paper to the board.	Any general store (artist's tape will have to be purchased at an art supply store)
Watercolor paper, 9x12 size (pad)	Art Outfitters, Dick Blick, Jerry's Artarama, Amazon, Michael's, Hobby Lobby,
Canvas – can be panel form or stretched, 16x20 (get 3 to start with)	Any general store
Soft lead Pencils for lightly sketching (like a 2B pencil)	Art Outfitters, Dick Blick, Jerry's Artarama, Amazon, Michael's, Hobby Lobby,
An extra soft erasure that will not scare your watercolor paper. Art Gum is a good brand.	Art Outfitters, Dick Blick, Jerry's Artarama, Amazon, Michael's, Hobby Lobby,
Rags or paper towels for mopping up spills and for wiping brushes.	Any general store

**Instructors may have optional items beyond this list that they recommend during the course of the class.*

Beginner Oil Painting

Below is a resource list for materials, tools, and equipment used in the class:*

Oil Paints: Titanium White, Mars Black, Primary Magenta (Red), Primary Blue, Primary Yellow	Art Outfitters, Dick Blick, Jerry's Artarama, Amazon, Michael's, Hobby Lobby,
Linseed Oil, small jar	Art Outfitters, Dick Blick, Jerry's Artarama, Amazon, Michael's, Hobby Lobby,
Liquin, small jar	Art Outfitters, Dick Blick, Jerry's Artarama, Amazon, Michael's, Hobby Lobby,
Paintbrushes: an assortment of rounds, flats and filberts – can be synthetic or natural bristles	Art Outfitters, Dick Blick, Jerry's Artarama, Amazon, Michael's, Hobby Lobby,
Palette: can be disposable paper or wooden	Art Outfitters, Dick Blick, Jerry's Artarama, Amazon, Michael's, Hobby Lobby,
Metal Palette Knives (at least 2)	Art Outfitters, Dick Blick, Jerry's Artarama, Amazon, Michael's, Hobby Lobby,
Watercolor paper, 9x12 size (pad)	Art Outfitters, Dick Blick, Jerry's Artarama, Amazon, Michael's, Hobby Lobby,
Canvas – can be panel form or stretched, 16x20 (get 3 to start with)	Any general store
Soft lead Pencils for lightly sketching (like a 2B pencil)	Art Outfitters, Dick Blick, Jerry's Artarama, Amazon, Michael's, Hobby Lobby,
Rags or paper towels for wiping brushes.	Any general store

**Instructors may have optional items beyond this list that they recommend during the course of the class.*

Beginner Watercolor

Below is a resource list for materials, tools, and equipment used in the class:*

Paints : Student quality watercolor paint tube set. A set of 10-12 tubes should be fine. You can also use a set of cakes as well.	Art Outfitters, Dick Blick, Jerry's Artarama, Amazon, Michael's, Hobby Lobby,
Brushes : Look for an inexpensive set of watercolor/acrylic paint brushes. It should include a variety of sizes and have some round and some flat brush tips.	Art Outfitters, Dick Blick, Jerry's Artarama, Amazon, Michael's, Hobby Lobby,
Palette: plastic with reservoirs for your colors and with one large area for mixing colors. Can be a palette that closes up with a lid.	Art Outfitters, Dick Blick, Jerry's Artarama, Amazon, Michael's, Hobby Lobby,
Plastic Palette Knives (at least 2)	Art Outfitters, Dick Blick, Jerry's Artarama, Amazon, Michael's, Hobby Lobby,
Watercolor paper, 9x12 size (pad)	Art Outfitters, Dick Blick, Jerry's Artarama, Amazon, Michael's, Hobby Lobby,
Soft lead Pencils for lightly sketching (like a 2B pencil)	Art Outfitters, Dick Blick, Jerry's Artarama, Amazon, Michael's, Hobby Lobby,
Rags or paper towels for wiping brushes.	Any general store

**Instructors may have optional items beyond this list that they recommend during the course of the class.*

Beginner Painting Botanicals

Below is a resource list for materials, tools, and equipment used in the class:*

11x14 or 12x16 (ish) cold press watercolor paper	Art Outfitters (local), Jerry's Artarama (online), Dick Blick (online), Michaels
Watercolor or other water based paints of students' choosing. Color suggestions: Hansa Yellow Light, Hansa Yellow Deep, Ultramarine Blue, Cerulean Blue, Anthraquinoid Red, Vermillion Red, Burnt Umber, Quinacridone Gold, Burnt Siena, Opera Pink, Imperial Blue, Hookers Green	Art Outfitters (local), Jerry's Artarama (online), Dick Blick (online), Michaels
Brushes (synthetic), a variety of Rounds and Flats. A round size 18 is particularly helpful	Art Outfitters (local), Jerry's Artarama (online), Dick Blick (online), Michaels
Watercolor or other appropriate palette	Art Outfitters (local), Jerry's Artarama (online), Dick Blick (online), Michaels
A few pieces of larger (at least 18x24) watercolor paper or other surface compatible with your chosen paint	Art Outfitters (local), Jerry's Artarama (online), Dick Blick (online), Michaels
Viva paper towels	Art Outfitters (local), Jerry's Artarama (online), Dick Blick (online), Michaels
Watercolor Pencils (optional)	Art Outfitters (local), Jerry's Artarama (online), Dick Blick (online), Michaels

**Instructors may have optional items beyond this list that they recommend during the course of the class.*

Beginner Painting Pet Portraits

For the first day of class, bring a color photograph of a pet, a drawing pencil, and drawing paper.

Below is a resource list for materials, tools, and equipment used in the class.*

Art materials/supply	Potential place(s) to purchase material/supply
A large white bucket.	Lowes, Walmart, or other Hardware stores
Photograph of dog that shows highlight and shadow (minimum 4" x 6").	Bring from home
Oil/Acrylic Artist Grade Paint: Cadmium or Naphthol Red, Alizarin Crimson, Indian Yellow, Yellow Ochre, Phthalo Blue, Ultramarine Blue, Flake White Replacement or Titanium White, Transparent Earth Red. 1 tube each color.	Art Outfitters, Michaels, Museum Store
Painting Palette Oil Palette: Masterson Box with Palette Paper Inserts, or glass insert to fit into cardboard lid box. Acrylic Palette: Plastic palette	Art Outfitters, Amazon
Linen or Canvas panel, or Ampersand, or a 3/4" cradled. Size no larger than 10" x 10". Suggested sizes are 8" x 8," or 10 x 10" or 8" X 10".	Art Outfitters, Amazon
Brushes Oil Painters: Hog bristle Flats & Filberts Each Sizes 2,4,6,8. Acrylic Painters: Synthetic bristles Flats & Filberts Each Sizes 2,4,6,8.	Museum Store, Art Outfitters, Amazon
Small metal containers with screw on lid for mineral spirits for brush cleaning. Silicoil brush cleaning container to put walnut or safflower oil in to clean.	Art Outfitters, Amazon
Apron	Museum Store, Art Outfitters

**Instructors may have optional items beyond this list that they recommend during the course of the class.*

Intermediate Acrylics

Below is a resource list for materials, tools, and equipment used in the class:*

Acrylic Paints: get student grade to learn with (and save money). You will need a tube of titanium white, carbon or mars black, primary magenta (red), primary blue and primary yellow	Art Outfitters, Dick Blick, Jerry's Artarama, Amazon, Michael's, Hobby Lobby,
Acrylic gel medium: soft body, satin, small jar	Art Outfitters, Dick Blick, Jerry's Artarama, Amazon, Michael's, Hobby Lobby,
Acrylic glazing liquid	Art Outfitters, Dick Blick, Jerry's Artarama, Amazon, Michael's, Hobby Lobby,
Paintbrushes: an assortment of rounds, flats and filberts	Art Outfitters, Dick Blick, Jerry's Artarama, Amazon, Michael's, Hobby Lobby,
A plastic or metal palette	Art Outfitters, Dick Blick, Jerry's Artarama, Amazon, Michael's, Hobby Lobby,
3 or 4 metal or plastic clips, and a 1" wide roll of artist or painter's tape, for securing your paper to the board.	Any general store (artist's tape will have to be purchased at an art supply store)
Watercolor paper, 9x12 size (pad)	Art Outfitters, Dick Blick, Jerry's Artarama, Amazon, Michael's, Hobby Lobby,
Canvas – can be panel form or stretched, 16x20 (get 3 to start with)	Any general store
Soft lead Pencils for lightly sketching (like a 2B pencil)	Art Outfitters, Dick Blick, Jerry's Artarama, Amazon, Michael's, Hobby Lobby,
An extra soft erasure that will not scare your watercolor paper. Art Gum is a good brand.	Art Outfitters, Dick Blick, Jerry's Artarama, Amazon, Michael's, Hobby Lobby,
Rags or paper towels for mopping up spills and for wiping brushes.	Any general store

**Instructors may have optional items beyond this list that they recommend during the course of the class.*

Intermediate Painting Portraits

Below is a resource list for materials, tools, and equipment used in the class:*

Gamblin 1980 Oils – Alizarin Crimson, 37 ml tube	Amazon, Michaels, Art Outfitters, Dick Blick
Gamblin 1980 Oils – Burnt Sienna, 37 ml tube	Amazon, Michaels, Art Outfitters, Dick Blick
Gamblin 1980 Oils – Cadmium Red Medium, 37 ml tube	Amazon, Michaels, Art Outfitters, Dick Blick
Gamblin 1980 Oils – Cadmium Yellow Medium, 37 ml tube	Amazon, Michaels, Art Outfitters, Dick Blick
Gamblin 1980 Oils – Titanium White, 150 ml tube	Amazon, Michaels, Art Outfitters, Dick Blick
Gamblin 1980 Oils – Ultramarine Blue, 37 ml tube	Amazon, Michaels, Art Outfitters, Dick Blick
Gamblin 1980 Oils – Yellow Ochre, 37 ml tube	Amazon, Michaels, Art Outfitters, Dick Blick
Gamblin Galkyd Medium – 4.2 oz bottle	Amazon, Michaels, Art Outfitters, Dick Blick
Assortment of Brushes (a couple size 6 and 8 Rounds, and a ¼ and ½ Flat will work) (Blick Scholastic Wonder or Princeton Snap are good)	Amazon, Michaels, Art Outfitters, Dick Blick
9" x 12" Disposable Palette	Amazon, Michaels, Art Outfitters, Dick Blick
9" x 12" Arches Oil Paper Pad or 9" x 12" Canvas Panels	Amazon, Michaels, Art Outfitters, Dick Blick

**Instructors may have optional items beyond this list that they recommend during the course of the class.*

Printmaking

Please browse the selection [of class materials available for printmaking in the Museum Store](#). To make a purchase via the online store, please create or use an existing Shopify account.

Beginner Mixed Media Printmaking

Below is a resource list for materials, tools, and equipment used in the class:*

Canson XL Recycled Bristol 9x12, 25 sheets	amazon.com
Various widths & textured paintbrushes	amazon.com, any art store (flatheaded brushes preferred)
2 SOFT 4 inch Rubber Brayers, any brand	amazon.com
X-ACTO knife, plenty of blades	amazon.com
Baby wipes, plastic spoons, Elmer's glue (dries clear)	Kroger
(4) 22" x 30" 230 gsm SMOOTH matte paper : brands = Stonehenge, Rives BFK, Strathmore	dickblick.com, jerrysartarama.com, Art Outfitters downtown
Two 1.5" plastic putty knives & sandpaper (any)	Home Depot, Lowe's, Amazon
Any Watercolor Paint Set, 12 Colors, 8ml tubes or another brand with high purity pigments & lightfastness.	dickblick.com, jerrysartarama.com, Art Outfitters downtown
Caran d'Ache Classic Neocolor II Water-Soluble Pastels, 15 Colors	amazon.com

**Instructors may have optional items beyond this list that they recommend during the course of the class.*

Beginner & Intermediate Printmaking

Below is a resource list for materials, tools, and equipment used in the class:*

Arches white paper, 22" x 30"	AMFA Museum Store, Art Outfitters
1 sheet of Linoleum, battleship grey, 12" x 18"	AMFA Museum Store, Art Outfitters
1 Copper plate, 6" x 6" or larger	AMFA Museum Store, Art Outfitters
Drawing pencils, HB, 1B, 2B and a soft White eraser	AMFA Museum Store, Art Outfitters
Black markers/Sharpies	AMFA Museum Store, Art Outfitters
Sketchbook, 8 ½" x 11"	AMFA Museum Store, Art Outfitters
Graphite transfer paper	Art Outfitters, Dick Blick, Amazon
Tracing paper	Art Outfitters, Dick Blick, Amazon
Disposable gloves	Hardware store, Amazon
Studio apron	AMFA Museum Store

**Instructors may have optional items beyond this list that they recommend during the course of the class.*

Beginner & Intermediate Drop-In Printmaking

Below is a list of materials, tools, and equipment that can be purchased in the AMFA Museum Store before the drop-in session begins.

A modest quality paper will be provided for these drop-in sessions.
A higher quality paper can be purchased at the AMFA Store if desired.

Speedy carve soft block, 4" x 6"	AMFA Museum Store
Lino 5-Piece Cutters and Stamp Carving tool	AMFA Museum Store

Woodworking

Supplies and materials will be discussed on the first day of class for all woodworking classes.