

Supply Lists / Table of Contents




<i>Discipline</i>	<i>Page</i>
Ceramics	2
Drawing	4
Glass	7
Metals	9
Painting	17
Printmaking	23

Ceramics

Please browse the selection [of class materials available for ceramics in the Museum Store](#). To make a purchase via the online store, please create or use an existing Shopify account.

For ANY Ceramic class (beginning, intermediate, or advanced sections), students need to purchase the tools listed below.

For ANY Art for Two class, students do not need to purchase any tools or materials.

Tools	Places and Website(s) to Purchase Tools	Image
Basic or Economy Pottery Tool Kit	<p>In-person, AMFA Museum Store</p> <p>Online, AMFA Museum Store:* https://store.arkmfa.org/collections/for-the-potter https://www.dickblick.com/ https://www.amazon.com/</p>	
<p>One 25-pound bag of clay We have a variety of clay options at the AMFA.</p> <p>Descriptions of clay below and on second page with classes and skill level.</p>	<p>Purchase clay in person on the first day of class. The instructor of the class will show what clay to purchase and walk you through how to purchase.</p>	
1-gallon bucket (for tools and water)	<p>Home Depot or hardware store</p> <p>Empty ice cream bucket from home</p>	

**Any purchases made online through the AMFA Store can be picked up during regularly scheduled hours open to the public.*

Ceramic students may find it helpful to also bring a few items from home:

- Fabric hand towel
- Plastic kitchen size garbage bag (to keep work wet)
- Apron

- Large grout sponge
- Kitchen gloves (can be worn for glazing work)

Available clays that AMFA sells:

Stan's Red - \$30 (lowfire)

Recommended for the beginner, intermediate, or advanced student.

Stan's Red is an oxidation terra cotta clay and a favorite for those doing majolica or slip decorating. No grog.
Range: Cone 06-1.

Phoenix - \$30 (highfire)

Recommended for the beginner, intermediate, or advanced student.

All-around great stoneware body for throwing and hand building, Phoenix is one clay that seems to throw itself. It has a good amount of tooth without being rough on beginners' hands. The fine mullite grog in it has excellent thermal shock properties, making Phoenix a superior choice for ovenware. It also works nicely for a smooth raku body. In reduction, Phoenix fires a toasty light gray. In oxidation, it fires to a warm buff tone.
Range: Cone 7-10.

Zella Stone - \$30 (highfire)

Recommended for the beginner, intermediate, or advanced student.

Two fire clays, a Georgia red clay, and 6% fine mullite give Zella Stone a great feel, color, and excellent working properties.
Range: Cone 7-10.

Loafer's Glory - \$30 (highfire)

Recommended for the intermediate or advanced student.

Loafer's Glory is a very popular porcelain-like clay with the attitude of a stoneware. It is very smooth, a joy to throw, and takes glazes extremely well. No grog.
Range: Cone 7-11.

Helios Porcelain - \$50 (highfire)

Recommended for the intermediate or advanced student.

Helios is a grogleg-based porcelain. It is very bright and a joy to throw. Believe it or not, Helios can be fired from cone 7 to 11 with fabulous results.
Range: Cone 7-11.

Drawing

Please browse the selection [of class materials available for drawing in the Museum Store](#). To make a purchase via the online store, please create or use an existing Shopify account.

Basics of Drawing

** Instructors may have optional items beyond this list that they recommend during the course of the class.

Below is a resource list for materials, tools, and equipment used in the class:

Pencil Set, range of H pencils, HB, and B pencils	Art Outfitters, Dick Blick, Jerry's Artarama, Amazon, Michael's, Hobby Lobby, Museum Shop
Ink Pens – Micron Pens, Pentel Brush Pens, or PITT Artist Pens (two nib sizes plus a brush of which ever brand you like)	Art Outfitters, Dick Blick, Jerry's Artarama, Amazon, Michael's, Hobby Lobby, Museum Shop
A set of 4 compressed charcoal sticks	Art Outfitters, Dick Blick, Jerry's Artarama, Amazon, Michael's, Hobby Lobby, Museum Shop
A set of vine, or Nitram, charcoal	Art Outfitters, Dick Blick, Jerry's Artarama, Amazon, Michael's, Hobby Lobby, Museum Shop
One kneaded eraser	Art Outfitters, Dick Blick, Jerry's Artarama, Amazon, Michael's, Hobby Lobby, Museum Shop
One white synthetic eraser	Art Outfitters, Dick Blick, Jerry's Artarama, Amazon, Michael's, Hobby Lobby, Museum Shop
One newsprint pad, 18" x 24"	Art Outfitters, Dick Blick, Jerry's Artarama, Amazon, Michael's, Hobby Lobby, Museum Shop
One ruler, 12"	Art Outfitters, Dick Blick, Jerry's Artarama, Amazon, Michael's, Hobby Lobby
Two, or more, medium sized binder clips	Any office supply store
Towel or rag	
Chamois	Art Outfitters, Dick Blick, Jerry's Artarama, Amazon, Michael's, Hobby Lobby,

Drawing Portraits

** Instructors may have optional items beyond this list that they recommend during the course of the class.

Below is a resource list for materials, tools, and equipment used in the class:

Nitram Academie Fusains Charcoal – B, pack of 5	Amazon, Art Outfitters, Dick Blick
Drawing pencils 6B and 2H (you can also just buy a set if you prefer)	Amazon, Michaels, Art Outfitters, Dick Blick
General's Charcoal Drawing Pencil 2B (Medium)	Amazon, Michaels, Art Outfitters, Dick Blick
General's Kneaded Eraser – Small	Amazon, Michaels, Art Outfitters, Dick Blick
Tombow Mono Zero Refillable Eraser – Eraser and Refill Pack, Round	Amazon, Art Outfitters, Dick Blick
Round Synthetic Paint Brush, Size 10	Amazon, Michaels, Art Outfitters, Dick Blick
Strathmore 300 Series Charcoal Pad – 18x24, 24 Sheets	Amazon, Michaels, Art Outfitters, Dick Blick

Perspective and Depth

** Instructors may have optional items beyond this list that they recommend during the course of the class.

Below is a resource list for materials, tools, and equipment used in the class:

Pencil Set, range of H pencils, HB, and B pencils	Art Outfitters, Dick Blick, Jerry's Artarama, Amazon, Michael's, Hobby Lobby, Museum Shop
Ink Pens – Micron Pens, Pentel Brush Pens, or PITT Artist Pens (two nib sizes plus a brush of which ever brand you like)	Art Outfitters, Dick Blick, Jerry's Artarama, Amazon, Michael's, Hobby Lobby, Museum Shop
A basic-colored pencil set, 12 pencils	Art Outfitters, Dick Blick, Jerry's Artarama, Amazon, Michael's, Hobby Lobby
A sketchbook, 9x12 in size, basic drawing paper	Art Outfitters, Dick Blick, Jerry's Artarama, Amazon, Michael's, Hobby Lobby
One white synthetic eraser	Art Outfitters, Dick Blick, Jerry's Artarama, Amazon, Michael's, Hobby Lobby, Museum Shop
One newsprint pad, 18" x 24"	Art Outfitters, Dick Blick, Jerry's Artarama, Amazon, Michael's, Hobby Lobby, Museum Shop
One ruler, 12" or 18"	Art Outfitters, Dick Blick, Jerry's Artarama, Amazon, Michael's, Hobby Lobby
Two, or more, medium sized binder clips	Any office supply store

Glass

Please browse the selection [of class materials available for glass in the Museum Store](#). To make a purchase via the online store, please create or use an existing Shopify account.

Beginner Framework

Below is a resource list for materials, tools, and equipment used in the class:

Dust mask or respirator	These are a must when using frit powder and working in the cold working studio.
Notebook, pens and pencils	These items are for note taking and drawing your designs.
Digital camera or cell phone camera	These are used for photographing your work.

Fused Glass

Below is a resource list for materials, tools, and equipment used in the class:

We only use Bullseye 90 COE (coefficient of expansion) glass in our glass studio, all glass supplies must be purchased through the AMFA Museum Store. The minimum you can expect to spend over the session of this class is \$85.00 for materials, it depends on the scale of the projects you are working on during this class session.

Dust mask or respirator	These are necessary when using frit powder and working in the cold working studio.
Notebook, pens, and pencils	These items are for note taking and drawing your designs.
Digital camera or Cell phone camera	These are used for photographing your work.
Sharpie markers	For marking glass especially when cold working studio.
Metal ruler- 15" or 18"	For measuring glass.
We do provide paper towels for cleaning glass, you can also use lint free cotton or rags (well-washed, cotton t-shirt work great)	For cleaning glass.
Small inexpensive paint brushes- 1/4" and 1/2" sizes are most useful.	Useful when applying glass frit or when using Glassline paints.
Freezer grade sandwich or quart sized plastic bags	For storing small glass fragments.

Metals

Please browse the selection [of class materials available for metals in the Museum Store](#). To make a purchase via the online store, please create or use an existing Shopify account.

Beginner Enameling

Myriam Saavedra

Most class materials provided. Below is a resource list for materials, tools, and equipment used in the class that you will need to supply:

Jeweler's saw blades, size 3/0, 1 dozen	AMFA Store, Riogrande.com or other jewelry supply vendors
Jewelry findings. These are not needed at the first class, and are available locally, so best to wait until you know what you need.	Argenta Bead, craft stores

- Bring vision magnification if you use it (reading glasses)
- Bring note taking supplies
- Wear clothing that can get dirty and is not loose and dangly (includes jewelry)
- Tie back long hair
- Wear closed toe shoes
- Dust mask (inexpensive household painting disposable kind)
- Safety glasses if you prefer not to use community equipment

Beginner Metals Survey

Metals Faculty

Most class materials provided. Below is a resource list for materials, tools, and equipment used in the class that you will need to supply:

Jewelry findings. These are not needed at the first class, and are available locally, so best to wait until you know what you need.	Argenta Bead, craft stores
---	----------------------------

- Bring vision magnification if you use it (reading glasses)
- Bring note taking supplies
- Wear clothing that can get dirty and is not loose and dangly (includes jewelry)
- Tie back long hair
- Wear closed toe shoes
- Dust mask (inexpensive household painting disposable kind)
- Safety glasses if you prefer not to use community equipment

Beginner Silversmithing

Erin House

Below is a resource list for materials, tools, and equipment used in the class that you will need to supply:

Materials for Intro to Silversmithing can be purchased in a kit from the AMFA Store. The list below is provided in case you wish to purchase the items on your own. You do NOT need to do both.	
Kit for Intro to Silversmithing	AMFA Store
OR Item numbers are for riogrande.com, but equivalent items may be purchased from your preferred vendor	
Jeweler's saw blades, size 3/0, one dozen	#110305
Scrap sterling or fine silver, small pieces, 1/8 oz.	You probably have this much broken jewelry around your house – broken chains, single earrings, etc.
Copper sheet, 22 gauge, 6 x 6 inches needed, but purchase increment is two 6 x 12 sheets	#132122
3M polishing paper, one sheet, 400 grit, one sheet needed, but purchasing increment is 10 sheets	#337301
Copper wire, round, 14 ga., 12 inches needed, but purchasing increment is 1 pound spool	#132314
Copper wire, round, 18 ga., 12 inches needed, but purchasing increment is 1 pound spool	#132317
Silver sheet solder, easy, 1 x 1 inch needed, but must be purchased in 2-inch width	#101200
Silver sheet solder, medium, 1 x 1 inch needed, but must be purchased in 2-inch width	#101701
Silver sheet solder, hard, 1 x 1 inch needed, but must be purchased in 2-inch width	#101702
Fine silver bezel wire, 3/16 inch high, 28 gauge, 4 inches (might want to buy a foot or more)	#101051
Sterling silver sheet, 22 gauge, 2 x 3 inches needed, but this item number is a 3 x 3 sheet	#100597

Beginner Silversmithing supply list continues on next page.

Beginner Silversmithing supply list continued from previous page.

Sterling silver wire, round, 14 gauge, 8 inches (dead soft)	#100314
Sterling silver wire, round, 18 gauge, 12 inches (dead soft)	#100318
Cabochon stone(s), round or oval, no larger than a quarter, no smaller than a dime	Inexpensive, opaque stones are excellent starting stones. While they can be ordered from vendors like Rio Grande, a packet may be purchased in the AMFA Store.

- Bring vision magnification if you use it (reading glasses)
- Bring note taking supplies
- Wear clothing that can get dirty and is not loose and dangly (includes jewelry)
- Tie back long hair
- Wear closed toe shoes
- Safety glasses if you prefer not to use community equipment
- Hearing protection if you prefer not to use community equipment

Metal Clay

Sharon Landon

Below is a resource list for materials, tools, and equipment used in the class that you will need to supply:

Section One: These tools and supplies are required for first-time Metal Clay students.	
Art Clay Silver Clay .999 fine silver (NOT sterling - and this brand only please) — minimum of one 50g package.	https://cooltools.us/products/art-clay™-silver-clay?variant=41108194984124
Clay Hydrator	https://cooltools.us/products/cool-tools-clay-hydrator?_pos=1&_sid=66a7532a4&_ss=r&variant=41485108084924
Ultra Clay Pick/Needle Tool	https://cooltools.us/products/ultra-clay-pick-1?_pos=1&_sid=32b3072cf&_ss=r
1 oz or smaller glass or plastic container with tight fitting lid to hold paste you will make from metal clay	Amazon: https://a.co/d/8EGTPlj OR from hobby stores
Deck of playing cards for gauging clay thickness (which will no longer be usable to play cards) OR a set of metal clay rolling frames with roller	Cards can be sourced anywhere. Frame set: https://cooltools.us/products/cool-tools-clay-thickness-rolling-frames-roller?variant=41485479313596
Apron	Discount stores or hobby shop
Double sided blue/pink emery/salon boards - Tropical Shine brand is good.	Beauty supply, discount stores, drug stores
Two-part flexible mold making compound, Alumilite 10570 Amazing Mold Putty	Amazon: https://a.co/d/dtogWYN OR from hobby stores
Metal Clay supply list continued on page 2	
Metal Clay supply list continued from page 1	
Sanding pads	https://cooltools.us/products/3m-sponge-sanding-pad?variant=42401210892476
Project Support Cards	https://cooltools.us/products/tuff-cards-non-stick-project-cards-2-5-x-3-5
Inexpensive short fine pointed paint brushes	Art Outfitters, craft stores, online

Sized 1/0-3/0	
Fine mist mini water sprayer 5ml	Amazon: https://a.co/d/dXrbsCS OR hobby stores
Section Two: These tools and supplies are available in limited quantities in the studio for your use. If you prefer to buy your own, especially for working at home, the sources are listed below.	
Cool slip	www.cooltools.us/Cool-Slip-Kit-Size-8ml-p/nst-000.htm
Badger Balm	www.cooltools.us/ProductDetails.asp?ProductCode=NST-103
Pastemaker	www.riogrande.com/product/pastemaker-slip-making-solution-30ml/111498?code=111498
Acrylic Snake Maker	www.cooltools.us/Acrylic-Worksurface-Snake-Maker-Narrow-p/wks-306.htm
Roller OR length of acrylic tubing or PVC pipe	www.cooltools.us/Non-Stick-Economy-Roller-7-p/crl-300.htm
Tissue Blade	https://www.cooltools.us/Tissue-Blade-Flexible-p/crv-101.htm
Wooden Toothpicks	Round ones are good
Agate Burnisher	www.cooltools.us/Agate-Burnisher-p/brn-101.htm
Thick page protectors	Office supply store
Clay Shapers Rubber Tipped Tools	www.cooltools.us/Flexible-Silicone-Shaper-p/dsn-119.htm
Cool slip	www.cooltools.us/Cool-Slip-Kit-Size-8ml-p/nst-000.htm
Dust mask (inexpensive household painting disposable kind)	

Section Three: These tools and supplies are optional. You may want to wait until after the first class for these purchases.

Art Clay Silver Syringe, 10g	www.cooltools.us/Art-Clay-Silver-Clay-Syringe-p/acs-505-p.htm
Polishing/Finishing Sticks	www.cooltools.us/Polishing-Finishing-Sticks-Set-of-6-p/
Work Surface	www.cooltools.us/Clayboard-Non-Stick-Rolling-Surface-6-x-9-p/wks-101-p.htm
Diamond Needle Files	www.cooltools.us/Diamond-File-Set-10-Piece-Fine-p/fil-103.htm
Pin Vise or Hand Drill	www.cooltools.us/Pin-Vise-Swivel-Top-p/hol-101.htm

- Bring vision magnification if you use it (reading glasses)
- Bring note taking supplies
- Wear clothing that can get dirty and is not loose and dangly (includes jewelry)
- Tie back long hair
- Wear closed toe shoes
- Dust mask (inexpensive household painting disposable kind)

Supply resources:

- Argenta Bead (local source with jewelry supplies and some tool offerings)
- Cool Tools: <https://www.cooltools.us> (Everything you need for metal clay)
- Amazon <https://www.amazon.com> (Check here for lower cost tools and supplies)
- RioGrande: <https://www.riogrande.com> (All things jewelry)
- Clay Revolution: <https://clayrevolution.com> (Everything you need for metal clay)

Independent Metals Studio

Sigrun Simons-Rank

Below is a resource list for materials, tools, and equipment used in the class that you will need to supply:

One or two projects/ideas that you would like to work on during the 8-week class.	
Sterling silver or fine silver (or a mixture) scrap, 2-3 ounces	

- Bring vision magnification if you use it (reading glasses)
- Bring note taking supplies
- Wear clothing that can get dirty and is not loose and dangly (includes jewelry)
- Tie back long hair
- Wear closed toe shoes
- Dust mask (inexpensive household painting disposable kind)
- Safety glasses if you prefer not to use community equipment

Painting

Please browse the selection [of class materials available for painting in the Museum Store](#). To make a purchase via the online store, please create or use an existing Shopify account.

Beginner Acrylics

** Instructors may have optional items beyond this list that they recommend during the course of the class.

Below is a resource list for materials, tools, and equipment used in the class:

Acrylic Paints: get student grade to learn with (and save money). You will need a tube of titanium white, carbon or mars black, primary magenta (red), primary blue and primary yellow	Art Outfitters, Dick Blick, Jerry's Artarama, Amazon, Michael's, Hobby Lobby,
Acrylic gel medium: soft body, satin, small jar	Art Outfitters, Dick Blick, Jerry's Artarama, Amazon, Michael's, Hobby Lobby,
Acrylic glazing liquid	Art Outfitters, Dick Blick, Jerry's Artarama, Amazon, Michael's, Hobby Lobby,
Paintbrushes: an assortment of rounds, flats and filberts	Art Outfitters, Dick Blick, Jerry's Artarama, Amazon, Michael's, Hobby Lobby,
A plastic or metal palette	Art Outfitters, Dick Blick, Jerry's Artarama, Amazon, Michael's, Hobby Lobby,
3 or 4 metal or plastic clips, and a 1" wide roll of artist or painter's tape, for securing your paper to the board.	Any general store (artist's tape will have to be purchased at an art supply store)
Watercolor paper, 9x12 size (pad)	Art Outfitters, Dick Blick, Jerry's Artarama, Amazon, Michael's, Hobby Lobby,
Canvas – can be panel form or stretched, 16x20 (get 3 to start with)	Any general store
Soft lead Pencils for lightly sketching (like a 2B pencil)	Art Outfitters, Dick Blick, Jerry's Artarama, Amazon, Michael's, Hobby Lobby,
An extra soft erasure that will not scare your watercolor paper. Art Gum is a good brand.	Art Outfitters, Dick Blick, Jerry's Artarama, Amazon, Michael's, Hobby Lobby,
Rags or paper towels for mopping up spills and for wiping brushes.	Any general store

Intermediate Oil Painting

** Instructors may have optional items beyond this list that they recommend during the course of the class.

Below is a resource list for materials, tools, and equipment used in the class:

Required oil paints: Titanium White, Mars Black, Cadmium Red Medium, Cobalt Blue, Cadmium Yellow	Art Outfitters, Dick Blick, Jerry's Artarama, Amazon, Michael's, Hobby Lobby,
Optional additional oil paints: A bright violet like Quinacridone Violet, a bright green like Permanent Green Light, a bright blue like Turquoise, a neutral brown like Burnt Umber (Choose these based on personal preferences for color palettes)	Art Outfitters, Dick Blick, Jerry's Artarama, Amazon, Michael's, Hobby Lobby,
Optional drying accelerants: Liquin or Gamblin's Solvent Free Gel	Art Outfitters, Dick Blick, Jerry's Artarama, Amazon, Michael's, Hobby Lobby,
Paintbrushes: can be synthetic or natural bristles. Choose a variety of brush shapes and sizes based on personal preferences. Bright, flat, and filbert shapes are recommended options for larger/medium sized brushes. For smaller brushes, bright, flat, and angle brushes are recommended. At least one tiny detailer brush is recommended.	Art Outfitters, Dick Blick, Jerry's Artarama, Amazon, Michael's, Hobby Lobby,
Palette: disposable gray palette paper recommended with hard surface to tape it to	Art Outfitters, Dick Blick, Jerry's Artarama, Amazon, Michael's, Hobby Lobby,
Painter's tape (purple variety recommended)	Any hardware store
Metal palette knife (bent neck recommended for better scooping)	Art Outfitters, Dick Blick, Jerry's Artarama, Amazon, Michael's, Hobby Lobby,
Canvas: can be panel form or stretched. "Medium" sizes recommended like 16x20" but other dimensions are fine, at least 3 to start	Art Outfitters, Dick Blick, Jerry's Artarama, Amazon, Michael's, Hobby Lobby,
Soft lead pencils (like 2B) for lightly sketching	Art Outfitters, Dick Blick, Jerry's Artarama, Amazon, Michael's, Hobby Lobby,

Paper towels for cleaning brushes	Any general store
Oil and acrylic paper optional for practice	Art Outfitters, Dick Blick, Jerry's Artarama, Amazon, Michael's, Hobby Lobby,
Dawn brand dish soap for cleaning brushes	Any general store
Smock optional (old shirts will work)	Any art store

Intermediate Watercolor

** Instructors may have optional items beyond this list that they recommend during the course of the class.

Below is a resource list for materials, tools, and equipment used in the class:

Paints : Student quality watercolor paint tube set. A set of 10-12 tubes should be fine. You can also use a set of cakes as well.	Art Outfitters, Dick Blick, Jerry's Artarama, Amazon, Michael's, Hobby Lobby,
Brushes : Look for an inexpensive set of watercolor/acrylic paint brushes. It should include a variety of sizes and have some round and some flat brush tips.	Art Outfitters, Dick Blick, Jerry's Artarama, Amazon, Michael's, Hobby Lobby,
Palette: plastic with reservoirs for your colors and with one large area for mixing colors. Can be a palette that closes up with a lid.	Art Outfitters, Dick Blick, Jerry's Artarama, Amazon, Michael's, Hobby Lobby,
Plastic Palette Knives (at least 2)	Art Outfitters, Dick Blick, Jerry's Artarama, Amazon, Michael's, Hobby Lobby,
Watercolor paper, 9x12 size (pad)	Art Outfitters, Dick Blick, Jerry's Artarama, Amazon, Michael's, Hobby Lobby,
Soft lead Pencils for lightly sketching (like a 2B pencil)	Art Outfitters, Dick Blick, Jerry's Artarama, Amazon, Michael's, Hobby Lobby,
Rags or paper towels for wiping brushes.	Any general store

Beginner Color Theory

** Instructors may have optional items beyond this list that they recommend during the course of the class.

Below is a resource list for materials, tools, and equipment used in the class:

Acrylic Paints: Titanium White, Ivory or Bone Black, Primary Blue, Primary Red, Primary Yellow (you may have to look on the manufacturer's website to find out which colors they consider the primary if it doesn't say primary on the label)	Art Outfitters, Dick Blick, Jerry's Artarama, Amazon, Michael's, Hobby Lobby
Palette, plastic	Art Outfitters, Hobby Lobby, Michael's, Dick Blick, Amazon
Rags or towels	Any general store
Painter's Tape, blue	Any hardware or paint supply store or online
Brushes, an assortment to include flats, rounds, liners and filberts	Art Outfitters, Dick Blick, Jerry's Artarama, Amazon, Michael's, Hobby Lobby
Acid free glue stick	Art Outfitters, Dick Blick, Jerry's Artarama, Amazon, Michael's, Hobby Lobby
Acrylic Canvas Paint Pad OR Watercolor Paper Pad (140 lbs or heavier), 9" x 12" in size	Art Outfitters, Dick Blick, Jerry's Artarama, Amazon, Michael's, Hobby Lobby
Pencils (HB or Bs), for sketching	Art Outfitters, Dick Blick, Hobby Lobby, Michael's, Wal-Mart, Amazon
Ruler	Any general store

Painting Botanicals

** Instructors may have optional items beyond this list that they recommend during the course of the class.

Below is a resource list for materials, tools, and equipment used in the class:

11x14 or 12x16 (ish) cold press watercolor paper	Art Outfitters (local), Jerry's Artarama (online), Dick Blick (online), Michaels
Watercolor or other water based paints of students' choosing. Color suggestions: Hansa Yellow Light, Hansa Yellow Deep, Ultramarine Blue, Cerulean Blue, Anthraquinoid Red, Vermillion Red, Burnt Umber, Quinacridone Gold, Burnt Siena, Opera Pink, Imperial Blue, Hookers Green	Art Outfitters (local), Jerry's Artarama (online), Dick Blick (online), Michaels
Brushes (synthetic), a variety of Rounds and Flats. A round size 18 is particularly helpful	Art Outfitters (local), Jerry's Artarama (online), Dick Blick (online), Michaels
Watercolor or other appropriate palette	Art Outfitters (local), Jerry's Artarama (online), Dick Blick (online), Michaels
A few pieces of larger (at least 18x24) watercolor paper or other surface compatible with your chosen paint	Art Outfitters (local), Jerry's Artarama (online), Dick Blick (online), Michaels
Viva paper towels	Art Outfitters (local), Jerry's Artarama (online), Dick Blick (online), Michaels
Watercolor Pencils (optional)	Art Outfitters (local), Jerry's Artarama (online), Dick Blick (online), Michaels

Printmaking

Please browse the selection [of class materials available for printmaking in the Museum Store](#). To make a purchase via the online store, please create or use an existing Shopify account.

Mixed Media Printmaking

** Instructors may have optional items beyond this list that they recommend during the course of the class.

Below is a resource list for materials, tools, and equipment used in the class:

Strathmore Printmaking Paper Pad, 15 sheets, 11x14	Amazon, Michaels
Acrylic Paints: Choose 5 of your favorite colors AND you need a white (can be any student grade brand)	Amazon, Michaels OPTIONAL: download the COOLORS app and choose one of many color palettes that will help with your decision on buying paint colors.
8x10 Gelli plate	Amazon, Michaels
Found objects, string, pressed flowers and leaves, stencils, letterpress numbers or letters, woodblock stamps, any items that can make marks in a slab of paint	From home, Etsy, Ebay, Hardware store
8x10 Transparencies for cutting handmade stencils	Jerry's Artarama, Amazon, Dick Blick
Newsprint pad, 9x12	Amazon, any art supply store
3 and 4 inch soft rubber brayer	Amazon, Dick Blick, Jerry's Artarama, Michaels
Chalk Pastels, any amount	Any art supply store
Dishwashing liquid, small bottle	Any grocery store
Bucket or pail (a handle is easiest)	Home Depot, Lowe's, Amazon
Two 1.5" putty knives, plastix or metal	Home Depot, Lowe's, Amazon
Sharpie and pencil/pen	Michaels, Amazon, Target, office supply stores
Any PVA glue that dries clear, liquid form – Elmer's Neutral PH, Gamblin, Lineco, 8 oz	Dick Blick, Jerry's Artarama, Michaels
(3) 22x30 230 gsm paper: Stonehenge, Arches, Rives BFK, Strathmore, white is recommended	Dick Blick, Jerry's Artarama, Amazon

Studio 12 Heavy Weight Chipboard Sheets, Natural Kraft brown, 8.5 x 11, 6 sheets	Amazon or other art supply stores as long as it is heavy weight
Variety of paint brush sizes, up to at least 2 inches	Any art supply store or Amazon
Optional: Habiller, Deckle Edge Art Paper, Loose Leaf white , pack of 20, 130 gsm, 10x 12	Amazon
Vintage old junk journal pages, ephemera, various types of vintage paper	Etsy, Ebay, Amazon, Estate Sale
Japanese rice or mulberry paper for printing then collage	Dick Blick, Jerry's Artarama, Etsy