

Supply Lists





Table of Contents

Discipline	Page
Ceramics	2
Drawing	4
Glass	9
Metals	14
Painting	23
Printmaking	29
Woodworking	33

Ceramics

Please browse the selection of [supplies available for ceramics in the Museum Store](#). To make a purchase via the online store, please create or use an existing Shopify account.

For any multi-week ceramics class, students need to purchase the following tools:

Tools	Places and Website(s) to Purchase Tools	Image
Basic or Economy Pottery Tool Kit	In-person, AMFA Museum Store Online, AMFA Museum Store: - https://store.arkmfa.org/collections/for-the-potter Other websites: - https://www.dickblick.com/ - https://www.amazon.com/	
Serrated Pottery Scraper/Rib	A simple tool used for scoring and adding texture to clay. Highly recommended to purchase this tool for ease of joining handles to mugs, coil building, and slab building. Search for "serrated pottery rib" on choice of website: - https://www.dickblick.com/ - https://www.amazon.com/	
Clay	The cost of one 25-pound bag of clay at a \$30 value is included in the class price. If you want to use porcelain, the \$20 purchase will need to go through the AMFA Museum Store. Descriptions of clay below and on second page with classes and skill level. Clay will be distributed by the Ceramic Faculty to students in person on the first day of class. Additional clay can be purchased in-person through the AMFA Museum Store when needed after the first bag of clay is used.	
1-gallon bucket (for tools and water)	Home Depot or hardware store Empty ice cream bucket from home	

Any purchases made online through the AMFA Museum Store can be picked up during regular Museum hours.

Students may find it helpful to also bring a few items from home:

- Fabric hand towel
- Plastic kitchen-size garbage bag (to keep work wet)
- Apron
- Large yellow grout sponge
- Kitchen gloves (can be worn for glazing work)

Available clays that the AMFA Museum Store sells:

Stan's Red - \$30 (lowfire)

Recommended for the beginner, intermediate, or advanced student.

Stan's Red is an oxidation terra cotta clay and a favorite for those doing majolica or slip decorating. No grog.
Range: Cone 06-1.

Phoenix - \$30 (highfire)

Recommended for the beginner, intermediate, or advanced student.

All-around great stoneware body for throwing and hand building, Phoenix is one clay that seems to throw itself. It has a good amount of tooth without being rough on beginners' hands. The fine mullite grog in it has excellent thermal shock properties, making Phoenix a superior choice for ovenware. It also works nicely for a smooth raku body. In reduction, Phoenix fires a toasty light gray. In oxidation, it fires to a warm buff tone.
Range: Cone 7-10.

Zella Stone - \$30 (highfire)

Recommended for the beginner, intermediate, or advanced student.

Two fire clays, a Georgia red clay, and 6% fine mullite give Zella Stone a great feel, color, and excellent working properties.
Range: Cone 7-10.

Loafer's Glory - \$30 (highfire)

Recommended for the intermediate or advanced student.

Loafer's Glory is a very popular porcelain-like clay with the attitude of a stoneware. It is very smooth, a joy to throw, and takes glazes extremely well. No grog.
Range: Cone 7-11.

Helios Porcelain - \$50 (highfire)

Recommended for the intermediate or advanced student.

Helios is a grolleg-based porcelain. It is very bright and a joy to throw. Believe it or not, Helios can be fired from cone 7 to 11 with fabulous results.
Range: Cone 7-11.

Drawing

Please browse the selection of [supplies available for drawing in the Museum Store](#). To make a purchase via the online store, please create or use an existing Shopify account.

Classes	Page
Beginner & Intermediate Drop-In Figure Drawing	5
Beginner & Intermediate Drawing Portraits	6
Beginner & Intermediate Figure Drawing	7
Beginner & Intermediate Drawing	8

Beginner & Intermediate Drop-In Figure Drawing

Materials/Tools	Places and Website(s) to Purchase Tools
Vine Charcoal	AMFA Museum Store
Graphite Drawing pencils, 2B, 4B, 8B	AMFA Museum Store
Kneaded eraser	AMFA Museum Store

Other Important Class Information:

- A modest quality drawing paper will be provided for these drop-in sessions.
- A higher quality paper can be purchased at the AMFA Store if desired.

Beginner & Intermediate Drawing Portraits

Materials/Tools	Places and Website(s) to Purchase Tools
Charcoal, compressed and vine	Museum Store or Art Outfitters
Newsprint paper, 18" x 24" and a good quality drawing paper pad, 18" x 24.	Museum Store or Art Outfitters
A workable Fixative spray, like Krylon or Blair brand (optional)	Art Outfitters or Dick Blick
Artist Pencils, assortment (1B, 2B, 3B, 4B, 5B, 6B, HB, 1H, 2H, 3H, 4H, 5H, 6H)	Museum Store or Art Outfitters
A roll of Artist's tape (not regular masking tape or painter's tape)	Art Outfitters or Dick Blick
One kneaded eraser and one white synthetic eraser	Art Outfitters or Museum Store
Clips to hold your paper to your drawing board	Art Outfitters or Dick Blick
Chamois	Museum Store or Art Outfitters

Beginner & Intermediate Figure Drawing

Materials/Tools	Places and Website(s) to Purchase Tools
Charcoal compressed and vine	Museum Store or Art Outfitters
Newsprint paper 18" x 24"	Museum Store or Art Outfitters
A workable Fixative spray like Krylon or Blair brand (optional)	Art Outfitters or Dick Blick
Artist Pencils assortment (1B, 2B, 3B, 4B, 5B, 6B, HB, 1H, 2H, 3H, 4H, 5H, 6H)	Museum Store or Art Outfitters
A roll of Artist's tape (not regular masking tape or painter's tape)	Art Outfitters or Dick Blick
One kneaded eraser and one white synthetic eraser	Art Outfitters or Museum Store
Clips to hold your paper to your drawing board	Art Outfitters or Dick Blick
Chamois	Museum Store or Art Outfitters

Beginner & Intermediate Drawing

Materials/Tools	Places and Website(s) to Purchase Tools
Pencil Set, range of H pencils, HB, and B pencils	Museum Store or Art Outfitters
Ink Pens – These can vary from Micron Pens, Pentel Brush Pens, PITT Artist Pens, or other brands made for drawing	Museum Store or Art Outfitters
A set of 4 compressed charcoal sticks	Art Outfitters or Dick Blick
A set of vine charcoal	Museum Store or Art Outfitters
One kneaded eraser	Museum Store or Art Outfitters
One white synthetic eraser	Museum Store or Art Outfitters
One newsprint pad, 18" x 24"	Museum Store or Art Outfitters
One ruler, 12"	Museum Store or Art Outfitters
Two or more, medium sized binder clips	Art Outfitters or Dick Blick
Chamois	Museum Store or Art Outfitters

Glass

Please browse the selection of [supplies available for glass in the Museum Store](#). To make a purchase via the online store, please create or use an existing Shopify account.

Classes	Page
Beginner Fused Glass	10
Beginner & Intermediate Glass Bead Making	11
Beginner & Intermediate Stained Glass	12
Intermediate Fused Glass	13

Beginner Fused Glass

Below is a resource list for materials, tools, and equipment used in the class.

We only use Bullseye 90 COE (coefficient of expansion) glass in our glass studio, all glass supplies must be purchased through the [AMFA Museum Store](#). The minimum you can expect to spend during this class is \$85.00 for materials. The cost depends on the scale of the projects you are working on during this class session.

Materials/Tools	In-class Use
Dust mask or respirator	Necessary when using frit powder and working in the cold working studio
Notebook, pens, and pencils	For notetaking and drawing your designs
Digital camera or Cell phone camera	For photographing your work
Sharpie markers	For marking glass, especially when cold working studio
Metal ruler- 15" or 18"	For measuring glass
Paper towels, lint-free cotton, or rags	For cleaning glass (a well-washed cotton t-shirt works great)
Small inexpensive paint brushes - 1/4" and 1/2" sizes	Useful when applying glass frit or when using Glassline paints
Freezer grade sandwich or quart-sized plastic bags	For storing small glass fragments

Other Important Class Information:

- Wear clothing that can get dirty and is not loose and dangly (includes jewelry).
- Tie back long hair.
- Wear closed toe shoes.
- Bring safety glasses if you prefer not to use community equipment.

Beginner & Intermediate Glass Bead Making

The Windgate Art School's glass studio only uses Bullseye Glass 104 COE for beadmaking classes. All glass supplies must be purchased through the [AMFA Museum Store](#). A glass kit is included with the cost of the class, and more glass rods can be purchased as needed during class and at the AMFA Store.

A glass kit is included with the cost of the class and more glass rods can be purchased as needed during class and at the AMFA Store. It is typical to purchase more glass rods as the class progresses.

Students are welcome to bring their own personal tools to and from class. Basic tools and equipment will be provided for students to use during class.

Other Important Class Information:

- Wear clothing that can get dirty and is not loose and dangly (includes jewelry).
- Tie back long hair.
- Wear closed-toe shoes.

Beginner & Intermediate Stained Glass

Some materials are provided with the cost of the class. Basic tools and equipment will be provided for students to use during class. Students are welcome to bring their own personal tools to class.

Other Important Class Information:

- Wear clothing that can get dirty and is not loose and dangly (includes jewelry).
- Tie back long hair.
- Wear closed-toe shoes.

Intermediate Fused Glass

We only use Bullseye 90 COE (coefficient of expansion) glass in our glass studio, all glass supplies must be purchased through the [AMFA Museum Store](#). The minimum you can expect to spend over the session of this class is \$85.00 for materials, it depends on the scale of the projects you are working on during this class session.

Materials/Tools	In-class Use
Dust mask or respirator	Necessary when using frit powder and working in the cold working studio
Notebook, pens, and pencils	For note-taking and drawing your designs
Digital camera or Cell phone camera	For photographing your work
Sharpie markers	For marking glass, especially when cold working studio
Metal ruler- 15" or 18"	For measuring glass
Paper towels, lint-free cotton, or rags	For cleaning glass (a well-washed cotton t-shirt works great)
Small inexpensive paint brushes - 1/4" and 1/2" sizes	Useful when applying glass frit or when using Glasline paints
Freezer grade sandwich or quart-sized plastic bags	For storing small glass fragments

Other Important Class Information:

- Wear clothing that can get dirty and is not loose and dangly (includes jewelry).
- Tie back long hair.
- Wear closed toe shoes.
- Bring safety glasses if you prefer not to use community equipment.

Metals

Please browse the selection [of class materials available for metals in the Museum Store](#). To make a purchase via the online store, please create or use an existing Shopify account.

Classes	Page
Beginner Keum Boo: Gilding Silver Workshop	15
Beginner & Intermediate Jewelry & Color	16
Beginner & Intermediate Jewelry Making	17
Beginner Silversmithing	18
Beginner & Intermediate Metal Clay	20
Intermediate Independent Study: Metals	22

Beginner Keum Boo: Gilding Silver Workshop

Most class materials will be provided.

Materials/Tools	Places and Website(s) to Purchase Tools
Leather gloves – Light leather gardening gloves that fit well and are not too bulky are ideal. Need these to protect your hands while you work over a hot burner.	Hardware stores, garden centers
Fine tweezers (no “teeth” or serration) for handling delicate gold foil	Argenta Bead, craft stores
Small fine artist’s paintbrush (size 3).	Art Outfitters, craft stores
Small, sharp scissors – for cutting delicate gold foil.	Scrapbooking section of craft stores
If you happen to have finished fine silver clay items, bring them to the workshop. These are ideal for keum boo application. Fine silver is 99% silver, as opposed to sterling silver which is 92.5% silver.	

Other Important Class Information:

- Bring vision magnification if you use it (reading glasses)
- Bring a small journal and pencil for notetaking.
- Bring a dust mask
- Wear clothing that can get dirty and is not loose and dangly (includes jewelry)
- Tie back long hair.
- Wear closed toe shoes.
- Safety glasses if you prefer not to use community equipment

Beginner & Intermediate Jewelry and Color

Most class materials will be provided.

Below is a resource list for materials, tools, and equipment used in the class that you will need to purchase:

Materials/Tools	Places and Website(s) to Purchase Tools
Jeweler's saw blades size 3/0 1 dozen	AMFA Store or Riogrande.com
Jewelry findings. These are not needed at the first class and are available locally. It is best to wait until you know what you need to finish class projects.	Argenta Bead

Other Important Class Information:

- Bring vision magnification if you use it (reading glasses)
- Bring a small journal and pencil for notetaking.
- Bring a dust mask
- Wear clothing that can get dirty and is not loose and dangly (includes jewelry)
- Tie back long hair.
- Wear closed toe shoes.
- Safety glasses if you prefer not to use community equipment

Beginner & Intermediate Jewelry Making

Most class materials will be provided.

Materials/Tools	Places and Website(s) to Purchase Tools
Jewelry findings. These are not needed at the first class and are available locally. It is best to wait until you know what you need to finish class projects.	Argenta Bead and other craft stores

Other Important Class Information:

- Bring vision magnification if you use it (reading glasses)
- Bring a small journal and pencil for notetaking.
- Bring a dust mask
- Wear clothing that can get dirty and is not loose and dangly (includes jewelry)
- Tie back long hair.
- Wear closed-toe shoes.
- Safety glasses if you prefer not to use community equipment.

Beginner Silversmithing

Below is a resource list for materials, tools, and equipment used in the class that you will need:

Materials/Tools	Places and Website(s) to Purchase Tools
Basic Metals Kit for Silversmithing Class	AMFA Store

For the experienced silversmithing student; individual materials, tools, and items for purchase are listed below and onto a second page.

Other Important Class Information:

- Bring vision magnification if you use it (reading glasses)
- Bring a small journal and pencil for notetaking.
- Bring a dust mask
- Wear clothing that can get dirty and is not loose and dangly (includes jewelry)
- Tie back long hair.
- Wear closed toe shoes.
- Safety glasses if you prefer not to use community equipment.

Below are individual items that can be purchased by students if needed. The item numbers are for riogrande.com, but equivalent items may be purchased from your preferred vendor.

Item	Item Number to purchase on riogrand.com
Jeweler's saw blades, size 3/0, one dozen	#110305
Scrap sterling or fine silver, small pieces, 1/8 oz.	You probably have this much broken jewelry around your house – broken chains, single earrings, etc.
Copper sheet, 22 gauge, 6 x 6 inches needed, but purchase increment is two 6 x 12 sheets	#132122
3M polishing paper, one sheet, 400 grit, one sheet needed, but purchasing increment is 10 sheets	#337301
Copper wire, round, 14 ga., 12 inches needed, but purchasing increment is 1 pound spool	132314
Copper wire, round, 18 ga., 12 inches needed, but purchasing increment is 1 pound spool	132317
Silver sheet solder, easy, 1 x 1 inch needed, but must be purchased in 2-inch width	#101200
Silver sheet solder, medium, 1 x 1 inch needed, but must be purchased in 2-inch width	101701

Silver sheet solder, hard, 1 x 1 inch needed, but must be purchased in 2-inch width	#101702
Fine silver bezel wire, 3/16 inch high, 28 gauge, 4 inches (might want to buy a foot or more)	#101051
Sterling silver sheet, 22 gauge, 2 x 3 inches needed, but this item number is a 3 x 3 sheet	#100597
Sterling silver wire, round, 14 gauge, 8 inches (dead soft)	#100314
Sterling silver wire, round, 18 gauge, 12 inches (dead soft)	#100318
Cabochon stone(s), round or oval, no larger than a quarter, no smaller than a dime	Inexpensive, opaque stones are excellent starting stones. While they can be ordered from vendors like Rio Grande, a packet may be purchased in the AMFA Store.

Beginner & Intermediate Metal Clay

Section One: Tools and supplies required for First-Time Metal Clay Students.

Materials/Tools	Places and Website(s) to Purchase Tools
Art Clay Silver Clay .999 fine silver (NOT sterling - and this brand only please) — minimum of one 50g package.	https://cooltools.us/products/art-clay™-silver-clay?variant=41108194984124
Clay Hydrator	https://cooltools.us/products/cool-tools-clay-hydrator?_pos=1&_sid=66a7532a4&_ss=r&variant=41485108084924
Ultra Clay Pick/Needle Tool	https://cooltools.us/products/ultra-clay-pick-1?_pos=1&_sid=32b3072cf&_ss=r
1 oz or smaller glass or plastic container with tight fitting lid to hold paste you will make from metal clay	Amazon: https://a.co/d/8EGTPlj OR from hobby stores OR household item
Deck of playing cards for gauging clay thickness (which will no longer be usable to play cards) OR a set of metal clay rolling frames with roller	Cards can be sourced anywhere. Frame set: https://cooltools.us/products/cool-tools-clay-thickness-rolling-frames-roller?variant=41485479313596
Apron	Discount stores or hobby shop
Double sided blue/pink emery/salon boards - Tropical Shine brand is good.	Beauty supply, discount stores, drug stores
Sanding pads	https://cooltools.us/products/3m-sponge-sanding-pad?variant=42401210892476
Project Support Cards	https://cooltools.us/collections/project-product-video-zodiac-constellation-templates-with-karen-trexler/products/tuff-cards-non-stick-project-cards-2-5-x-3-5-black?_pos=1&_sid=3544528dd&_ss=r
Fine mist mini water sprayer 5ml	Amazon: https://a.co/d/dXrbsCS OR hobby stores

Section Two: Optional tools and supplies. Wait until after the first class for these purchases.

Materials/Tools	Places and Website(s) to Purchase Tools
Art Clay Silver Syringe, 10g	https://cooltools.us/products/art-clay™-silver-clay-syringe?_pos=1&_sid=a2c89653e&_ss=r
Polishing/Finishing Sticks	https://cooltools.us/products/polishing-finishing-sticks-set-of-6?_pos=1&_sid=5de672b14&_ss=r
Two-part flexible mold making compound, Alumilite 10570 Amazing Mold Putty, along with small leaves, twigs, shells, buttons and other items to make your own molds.	Amazon: https://a.co/d/dtogWYN OR from hobby stores
Work Surface	www.cooltools.us/Clayboard-Non-Stick-Rolling-Surface-6-x-9-p/wks-101-p.htm
Diamond Needle Files	www.cooltools.us/Diamond-File-Set-10-Piece-Fine-p/fil-103.htm
Pin Vise or Hand Drill	www.cooltools.us/Pin-Vise-Swivel-Top-p/hol-101.htm

Other Important Class Information/Resources:

- Bring vision magnification if you use it (reading glasses)
- Bring a small journal and pencil for notetaking.
- Bring a dust mask
- Wear clothing that can get dirty and is not loose and dangly (includes jewelry)
- Tie back long hair.
- Wear closed toe shoes.
- Safety glasses if you prefer not to use community equipment

Potential Suppliers:

- Argenta Bead (local source with jewelry supplies and some tool offerings)
- Cool Tools: <https://www.cooltools.us> (Everything you need for metal clay)
- Amazon <https://www.amazon.com> (Check here for lower cost tools and supplies)
- RioGrande: <https://www.riogrande.com> (All things jewelry)
- Clay Revolution: <https://clayrevolution.com> (Everything you need for metal clay)

Intermediate Independent Study: Metals

Materials/Tools	Places and Website(s) to Purchase Tools
Bring one or two projects/ideas that you would like to work on during the 8-week class.	N/A

Other Important Class Information:

- Bring vision magnification if you use it (reading glasses)
- Bring a small journal and pencil for notetaking.
- Bring a dust mask
- Wear clothing that can get dirty and is not loose and dangly (includes jewelry)
- Tie back long hair.
- Wear closed-toe shoes.
- Safety glasses if you prefer not to use community equipment.

Painting

Please browse the selection [of class materials available for painting in the Museum Store](#). To make a purchase via the online store, please create or use an existing Shopify account.

Classes	Page
Beginner & Intermediate Painting Botanicals	24
Beginner & Intermediate Color Theory	25
Beginner & Intermediate Acrylics: Abstract Techniques	26
Beginner & Intermediate Oil Painting	27
Beginner & Intermediate Watercolor	28

Beginner & Intermediate Painting Botanicals

Materials/Tools	Places and Website(s) to Purchase Tools
11x14 or 12x16 cold press watercolor paper	Art Outfitters (local), Jerry's Artarama (online), Dick Blick (online), Michaels
Watercolor or other water-based paints of students' choosing. Color suggestions: Hansa Yellow Light, Hansa Yellow Deep, Ultramarine Blue, Cerulean Blue, Anthraquinoid Red, Vermillion Red, Burnt Umber, Quinacridone Gold, Burnt Siena, Opera Pink, Imperial Blue, Hookers Green	Art Outfitters (local), Jerry's Artarama (online), Dick Blick (online), Michaels
Brushes (synthetic) a variety of Rounds and Flats. A round size 18 is particularly helpful	Art Outfitters (local), Jerry's Artarama (online), Dick Blick (online), Michaels
Watercolor or another appropriate palette	Art Outfitters (local), Jerry's Artarama (online), Dick Blick (online), Michaels
A few pieces of larger (at least 18x24) watercolor paper or other surface compatible with your chosen paint	Art Outfitters (local), Jerry's Artarama (online), Dick Blick (online), Michaels
Viva paper towels	Art Outfitters (local), Jerry's Artarama (online), Dick Blick (online), Michaels
Watercolor Pencils (optional)	Art Outfitters (local), Jerry's Artarama (online), Dick Blick (online), Michaels

Beginner & Intermediate Color Theory

Materials/Tools	Places and Website(s) to Purchase Tools
Watercolor paper pad 9" x 12" 140-pound cold-press surface 24 sheets. Brands: Canson XL, Strathmore, Master's Touch	AMFA Museum Store, Art Outfitters, Dick Blick, Jerry's Artarama, Amazon, Michael's, Hobby Lobby
Synthetic brush set that has various sizes with brush tips: flat, round, liner, wash, and filbert	AMFA Museum Store, Art Outfitters, Hobby Lobby, Michael's, Dick Blick, Amazon
Acrylic paints: French Ultramarine Blue (Warm Blue), Cerulean Blue (Cool Blue), Cadmium Red (Warm Red), Permanent Alizarin Crimson (Cool Red), Cadmium Yellow (Warm Yellow), Lemon Yellow (Cool Yellow), Titanium White, Ivory Black	AMFA Museum Store, Art Outfitters, Hobby Lobby, Michael's, Dick Blick, Amazon
Acid free glue stick	Art Outfitters, Dick Blick, Jerry's Artarama, Amazon, Michael's, Hobby Lobby
Palette and Palette knife: Plastic palette with reservoir spaces for your colors and with one or more generous white mixing areas; preferably a palette that you can close with a lid. Metal palette knife	Art Outfitters, Dick Blick, Jerry's Artarama, Amazon, Michael's, Hobby Lobby
Pencils for drawing and taking notes. One or two 2B soft lead (graphite) pencils for drawing on your w/c paper	AMFA Museum Store, Art Outfitters, Dick Blick, Hobby Lobby, Michael's, Wal-Mart, Amazon
Ruler	Any general store
An extra soft eraser such as a kneaded eraser. Paper Mate makes a white pearl that works well and doesn't scar the paper	AMFA Museum Store, Art Outfitters, Dick Blick, Hobby Lobby, Michael's, Wal-Mart, Amazon

Beginner & Intermediate Acrylics: Abstract Techniques

Materials/Tools	Places and Website(s) to Purchase Tools
Acrylic Paints: Titanium White, Mars Black, Primary Red, Primary Blue, Primary Yellow	Art Outfitters
Various paintbrushes: an assortment of rounds, flats, and filberts – can be synthetic or natural bristles	Museum Store or Art Outfitters
Palette: can be disposable paper or wooden	Art Outfitters
Metal Palette Knives (at least 2)	Museum Store or Art Outfitters
Watercolor paper 9" x 12" size (pad)	Art Outfitters
Canvas – 18" x 24" (get 2 to start with)	Museum Store, Art Outfitters, or Dick Blick
Soft Drawing Pencils for lightly sketching (For example a 2B pencil)	Museum Store, Art Outfitters, or Dick Blick

Beginner & Intermediate Oil Painting

Materials/Tools	Places and Website(s) to Purchase Tools
Oil Paints: Titanium White, Mars Black, Primary Magenta (Red), Primary Blue, Primary Yellow	Art Outfitters
Linseed Oil small jar	Art Outfitters
Liquin small jar	Art Outfitters
Paintbrushes: an assortment of rounds, flats, and filberts – can be synthetic or natural bristles	Museum Store or Art Outfitters
Palette: can be disposable paper or wooden	Art Outfitters
Metal Palette Knives (at least 2)	Museum Store or Art Outfitters
Watercolor paper 9" x 12" size (pad)	Art Outfitters
Canvas – can be panel form or stretched 16" x 20" (get 3 to start with)	Art Outfitters
Drawing pencils 2B or 3B	Museum Store or Art Outfitters

Beginner & Intermediate Watercolor

Materials/Tools	Places and Website(s) to Purchase Tools
Paints: Student quality watercolor paint tube set. A set of 10-12 tubes should be fine. You can also use a set of cakes as well	Museum Store or Art Outfitters
Brushes: Look for an inexpensive set of watercolor/acrylic paint brushes. It should include a variety of sizes and have some round and some flat brush tips	Museum Store or Art Outfitters
Palette: plastic with reservoirs for your colors and with one large area for mixing colors	Museum Store or Art Outfitters
Plastic Palette Knives (at least 2)	Art Outfitters or Dick Blick
Watercolor paper 9" x 12" size (pad)	Art Outfitters or Dick Blick
Drawing pencils 2B or 3B	Museum Store or Art Outfitters
Soft white eraser that won't tear your paper	Museum Store or Art Outfitters

Printmaking

Please browse the selection [of class materials available for printmaking in the Museum Store](#). To make a purchase via the online store, please create or use an existing Shopify account.

Classes	Page
Beginner & Intermediate Drop-In Printmaking	30
Beginner & Intermediate Mixed Media Printmaking	31
Beginner & Intermediate Experimental Printmaking	32

Beginner & Intermediate Drop-In Printmaking

Materials/Tools	Places and Website(s) to Purchase Tools
Speedy carve soft block 4" x 6"	AMFA Museum Store
Lino Carving tool	AMFA Museum Store
Rivers BFK and Canson good quality printmaking paper	AMFA Museum Store

Beginner & Intermediate Mixed Media Printmaking

Materials/Tools	Places and Website(s) to Purchase Tools
Canson XL Recycled Bristol 9x12 25 sheets	Art Outfitters, Amazon
Various widths & textured paintbrushes. Flatheaded brushes preferred	AMFA Museum Store, Art Outfitters, Amazon
2 SOFT 4-inch Rubber Brayers any brand	Art Outfitters, Amazon
X-ACTO knife, plenty of blades	Art Outfitters, Amazon
Baby wipes, plastic spoons, Elmer's glue	Kroger
(4) 22" x 30" 230 gsm SMOOTH matte paper: brands = Stonehenge, Rives BFK, Strathmore	AMFA Museum Store, Dick Blick, Jerry's Artarama, Art Outfitters
Two 1.5" plastic putty knives & various grit sandpaper	Home Depot, Lowe's, Amazon
Any Watercolor Paint Set 12 Colors 8ml tubes or another brand with high purity pigments & lightfastness	AMFA Museum Store, Dick Blick, Jerry's Artarama, Art Outfitters
Caran d'Ache Classic Neocolor II Water-Soluble Pastels	AMFA Museum Store, Dick Blick, Jerry's Artarama, Art Outfitters

Beginner & Intermediate Experimental Printmaking

Materials/Tools	Places and Website(s) to Purchase Tools
Arches white paper 22" x 30"	AMFA Museum Store, Art Outfitters
1 sheet of linoleum battleship grey 12" x 18" and/or Speedy cut 4" x 6" block	AMFA Museum Store, Art Outfitters
Stitching thread	Michaels, Amazon
Needles for stitching	Michaels, Amazon
Aida Fabric	Michaels, Amazon
Sketchbook 8 ½" x 11"	AMFA Museum Store, Art Outfitters
Lino cutter/carving tool	AMFA Museum Store
A variety of watercolors tubes (students may select their favorite colors)	AMFA Museum Store, Art Outfitters
Various drawing pencils and colored pencils (students may select their favorite colors)	AMFA Museum Store, Art Outfitters
Studio apron	AMFA Museum Store

Woodworking

Please browse the selection [of class materials available for printmaking in the Museum Store](#). To make a purchase via the online store, please create or use an existing Shopify account.

Supplies and materials will be discussed on the first day of class for all woodworking classes.

Materials/Tools	Places and Website(s) to Purchase Tools
Safety glasses	AMFA Museum Store
Hearing protection	AMFA Museum Store
Dust mask or respirator	AMFA Museum Store
Sketchbook and pencils	AMFA Museum Store
Softwood by BF	Ozark Hardwood (501) 940-5543 258 Hwy 365 North Mayflower, AR 72106 Open Hours: Tuesday through Friday 9 am until 4 pm Saturday 9 am until 1 pm
Rough Hardwood by BF	Sunset Premium Hardwoods (501) 888-3218 17022 Arch St. Little Rock, AR 72206

Other Important Class Information:

- Wear clothing that can get dirty and is not loose and dangly (includes jewelry).
- Tie back long hair.
- Wear closed-toe shoes.